

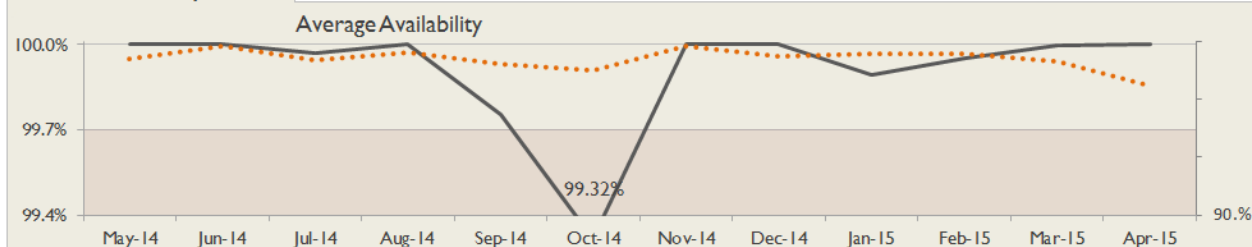


Yorkshire & Humberside Service
Report

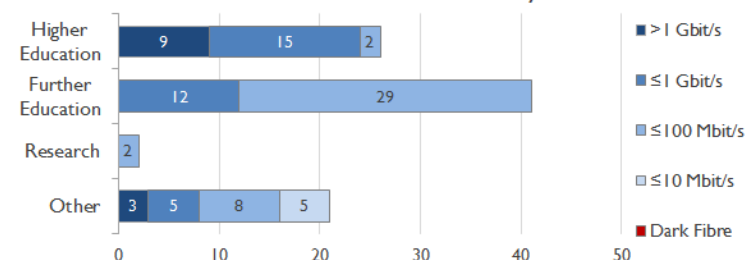
April 2015

Service Reliability

The SLA sets a target minimum of 99.7% availability for each service averaged over a 12 month rolling period



Connections in Yorkshire & Humberside by Bandwidth



Average Availability of All Services in Yorkshire & Humberside

Apr 2015	Equivalent Unavailability in Minutes per Service	12 Months Rolling	Equivalent Unavailability in Minutes per Service	Apr 2015	Equivalent Unavailability in Minutes per Service	12 Months Rolling	Equivalent Unavailability in Minutes per Service
100%	0	99.90%	501	99.85%	63	99.95%	273
Mean Time to Repair		Average Faults per Service per Year		Mean Time to Repair		Average Faults per Service per Year	
3h 21m		1.40		6h 12m		0.65	
Based on 213 faults over the last 24 months				Based on 1313 faults over the last 24 months			

Average Availability of All Services in Janet

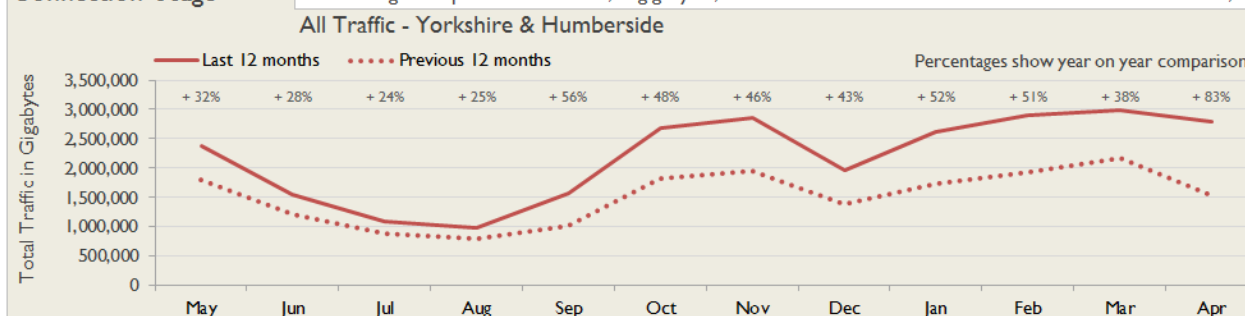
Services in Yorkshire & Humberside Failing SLA Target

None

NB: Periods of scheduled and emergency maintenance are not included in reliability performance statistics

Connection Usage

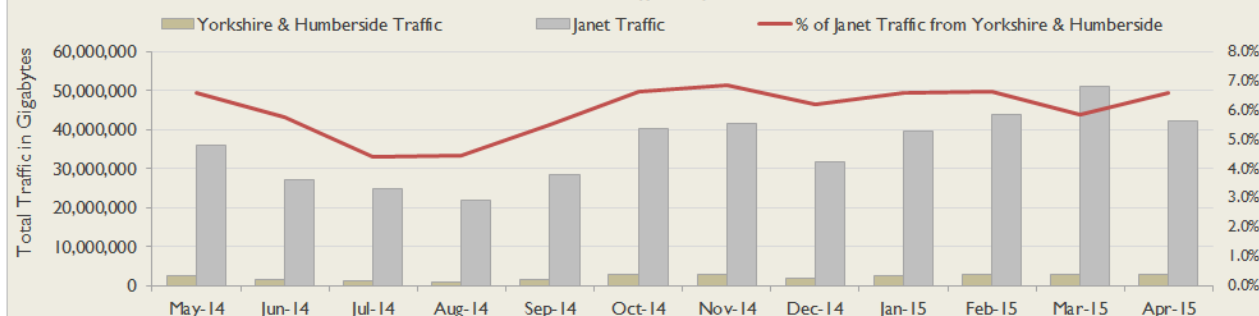
Traffic usage is expressed as the sum, in gigabytes, of the volume of data carried in both directions in the month, for all links being charted



Usage by Connection - % of Available Bandwidth at 90th Percentile



Yorkshire & Humberside Traffic Against Janet Traffic



Service Availability

The SLA target sets a minimum of 99.7% availability for each customer, averaged over a 12 month rolling period

Periods of scheduled and emergency maintenance are discounted when calculating availability of services

Monthly and annual availabilities falling below 99.7% are highlighted

* Service has resilience - where an organisation retains connectivity during an outage period by means of a second connection, the outage is not counted against its availability figures

Service	May 14	Jun 14	Jul 14	Aug 14	Sep 14	Oct 14	Nov 14	Dec 14	Jan 15	Feb 15	Mar 15	Apr 15	12 Month Rolling Availability
Askham Bryan College, York Campus	100%	100%	100%	100%	95.43%	95.99%	100%	100%	100%	100%	100%	100%	99.28%
Barnsley College	100%	100%	100%	100%	100%	99.50%	100%	>99.99%	100%	100%	100%	100%	99.96%
Barnsley Metropolitan Borough Council, Personal & Community Development	100%	100%	100%	100%	100%	99.50%	100%	>99.99%	100%	100%	100%	100%	99.96%
Bishop Burton College, Bishop Burton	100%	100%	100%	100%	100%	99.50%	100%	100%	100%	99.84%	100%	100%	99.94%
Bradford College	100%	100%	100%	100%	100%	99.50%	100%	100%	100%	100%	100%	100%	99.96%
Calderdale College	100%	100%	100%	100%	100%	99.50%	100%	100%	100%	100%	100%	100%	99.96%
Calderdale Metropolitan Borough Council, Personal & Community Development	100%	100%	100%	100%	100%	99.50%	100%	100%	99.83%	100%	100%	100%	99.94%
City of Bradford Metropolitan District Council, Personal & Community Development	100%	100%	100%	100%	100%	99.19%	100%	100%	100%	100%	>99.99%	100%	99.93%
City of York Council, Personal & Community Development	100%	100%	100%	100%	100%	99.05%	100%	100%	100%	100%	>99.99%	100%	99.92%
Coventry University, Barnsley Datacentre		100%	100%	100%	100%	99.50%	100%	100%	100%	100%	100%	100%	<12 Months
Craven College	>99.99%	100%	100%	100%	100%	99.50%	100%	100%	99.82%	100%	100%	100%	99.94%
Dearne Valley College	100%	100%	100%	100%	100%	99.50%	100%	>99.99%	100%	100%	100%	100%	99.96%
Doncaster College	100%	100%	100%	100%	100%	99.50%	100%	>99.99%	100%	100%	100%	100%	99.96%
Doncaster Deaf Trust	100%	100%	100%	100%	100%	99.50%	100%	100%	100%	99.84%	100%	100%	99.94%
Doncaster Metropolitan Borough Council	100%	100%	100%	100%	100%	99.50%	100%	>99.99%	100%	100%	100%	100%	99.96%
East Riding College, Beverley Campus	100%	100%	100%	100%	100%	99.50%	100%	100%	100%	99.84%	100%	100%	99.94%
East Riding of Yorkshire Council, Personal & Community Development	100%	100%	100%	100%	100%	99.50%	100%	100%	100%	99.84%	100%	100%	99.94%
Franklin College	100%	100%	99.51%	100%	100%	99.50%	100%	>99.99%	100%	100%	100%	100%	99.92%
Greenhead College	100%	100%	100%	100%	100%	99.50%	100%	100%	99.83%	100%	100%	100%	99.94%
Grimsby Institute of Further and Higher Education, Scarborough Campus	100%	100%	100%	100%	100%	99.50%	100%	100%	99.82%	100%	100%	100%	99.94%

Service	May 14	Jun 14	Jul 14	Aug 14	Sep 14	Oct 14	Nov 14	Dec 14	Jan 15	Feb 15	Mar 15	Apr 15	12 Month Rolling Availability
Grimsby Institute of Further and Higher Education, Grimsby Campus	100%	100%	100%	100%	100%	99.50%	100%	>99.99%	100%	100%	99.83%	100%	99.94%
Henshaws College	100%	100%	100%	>99.99%	100%	99.50%	100%	100%	100%	99.84%	100%	100%	99.94%
Huddersfield New College	100%	100%	100%	100%	100%	99.50%	100%	100%	99.83%	100%	100%	100%	99.94%
Hull College	100%	100%	100%	100%	100%	99.50%	100%	100%	100%	99.84%	100%	100%	99.94%
Hull College, Harrogate Campus	100%	100%	100%	100%	100%	99.50%	100%	100%	100%	100%	100%	100%	99.96%
John Leggott College	100%	100%	99.61%	100%	100%	99.50%	100%	100%	100%	100%	100%	100%	99.93%
Kingston Upon Hull City Council, Personal & Community Development	100%	100%	100%	100%	100%	99.50%	100%	100%	100%	99.25%	100%	100%	99.90%
Kirklees College, Huddersfield Centre	100%	100%	100%	100%	100%	99.50%	100%	100%	99.83%	100%	100%	100%	99.94%
Kirklees College, Dewsbury Centre	100%	100%	100%	100%	100%	99.50%	100%	100%	100%	99.84%	100%	100%	99.94%
Leeds Beckett University*	100%	100%	100%	100%	100%	99.50%	100%	100%	100%	100%	100%	100%	99.96%
Leeds City College, Technology Campus	100%	100%	100%	100%	100%	99.50%	100%	100%	100%	100%	100%	100%	99.96%
Leeds City College, Keighley Campus	100%	100%	100%	100%	100%	99.50%	100%	100%	100%	100%	100%	100%	99.96%
Leeds City College, Park Lane Campus	100%	100%	100%	100%	100%	99.50%	100%	100%	100%	99.84%	100%	100%	99.94%
Leeds City College, Printworks Campus	100%	100%	100%	100%	100%	99.50%	100%	100%	100%	100%	100%	100%	99.96%
Leeds College of Art	100%	100%	100%	100%	100%	99.50%	100%	100%	100%	99.84%	100%	100%	99.94%
Leeds College of Building*	100%	100%	100%	100%	100%	99.50%	100%	100%	100%	100%	100%	100%	99.96%
Leeds College of Music	100%	100%	100%	100%	100%	99.50%	100%	100%	100%	100%	100%	100%	99.96%
Leeds Trinity University College	100%	100%	100%	100%	100%	99.50%	100%	100%	97.54%	100%	100%	100%	99.75%
Longley Park Sixth Form College	100%	100%	100%	100%	100%	99.50%	100%	>99.99%	100%	100%	100%	100%	99.96%
MyScience.co Limited, National Science Learning Centre*	100%	100%	100%	100%	100%	99.50%	100%	100%	100%	100%	100%	100%	99.96%
NEW College, Pontefract	100%	100%	100%	100%	100%	96.18%	100%	100%	100%	100%	100%	100%	99.68%
North Lindsey College	100%	100%	99.61%	100%	100%	99.50%	100%	100%	100%	100%	100%	100%	99.93%
Northern College for Residential Adult Education	100%	100%	100%	100%	100%	99.50%	100%	>99.99%	100%	100%	100%	100%	99.96%
Northern Grid for Learning	100%	100%	100%	100%	100%	99.50%	100%	100%	100%	100%	>99.99%	100%	99.96%
Northern School of Contemporary Dance	100%	100%	100%	100%	100%	99.50%	100%	100%	100%	99.84%	100%	100%	99.94%
Notre Dame Sixth Form College	100%	100%	100%	100%	100%	99.50%	100%	100%	100%	99.84%	100%	100%	99.94%
Pennine Camphill Community Ltd	100%	100%	100%	100%	100%	99.50%	100%	100%	95.89%	100%	100%	100%	99.62%
Rotherham College of Arts and Technology	100%	100%	100%	100%	100%	99.50%	100%	>99.99%	100%	100%	100%	100%	99.96%
Ruskin Mill Educational Trust Limited, Freeman College	100%	100%	99.61%	100%	100%	99.50%	100%	100%	100%	100%	100%	100%	99.93%

Service	May 14	Jun 14	Jul 14	Aug 14	Sep 14	Oct 14	Nov 14	Dec 14	Jan 15	Feb 15	Mar 15	Apr 15	12 Month Rolling Availability
Scarborough Sixth Form College	100%	100%	100%	100%	100%	99.50%	100%	100%	99.82%	100%	100%	100%	99.94%
Selby College	100%	100%	100%	100%	100%	99.50%	100%	100%	99.82%	100%	100%	100%	99.94%
Sheffield City Council, Personal & Community Development	100%	100%	99.61%	100%	100%	99.50%	100%	100%	100%	100%	100%	100%	99.93%
Sheffield Hallam University*	100%	100%	100%	100%	100%	99.50%	100%	100%	100%	100%	100%	100%	99.96%
Shipley College, Salt Building	100%	100%	100%	100%	100%	99.50%	100%	100%	100%	100%	100%	100%	99.96%
St Peter's School York	100%	100%	100%	100%	95.43%	99.50%	100%	100%	100%	100%	100%	100%	99.58%
The British Library, Boston Spa	100%	100%	100%	100%	100%	97.07%	100%	100%	100%	100%	>99.99%	100%	99.76%
The Open University, Leeds												100%	<12 Months
The Science Museum, National Railway Museum, York	100%	100%	100%	100%	95.43%	99.50%	100%	100%	100%	100%	100%	100%	99.58%
The Science Museum, National Media Museum Bradford	100%	100%	100%	100%	100%	99.69%	100%	100%	100%	100%	100%	100%	99.97%
The Sheffield College*	100%	100%	100%	100%	100%	99.50%	100%	>99.99%	100%	100%	100%	100%	99.96%
Thomas Rotherham College	100%	100%	100%	100%	100%	99.50%	100%	>99.99%	100%	100%	100%	100%	99.96%
University of Bradford*	100%	100%	100%	100%	100%	99.50%	100%	100%	100%	99.84%	100%	100%	99.94%
University of Huddersfield*	100%	100%	100%	100%	100%	99.50%	100%	100%	100%	99.84%	100%	100%	99.94%
University of Hull, Hull Campus*	100%	100%	100%	100%	100%	99.50%	100%	100%	100%	100%	100%	100%	99.96%
University of Hull, Scarborough Campus						99.50%	100%	100%	99.82%	100%	100%	100%	<12 Months
University of Leeds*	100%	100%	100%	100%	100%	99.50%	100%	100%	100%	100%	100%	100%	99.96%
University of Sheffield*	100%	100%	100%	100%	100%	99.50%	100%	>99.99%	100%	99.84%	100%	100%	99.94%
University of York*	100%	100%	100%	100%	100%	99.50%	100%	100%	100%	100%	100%	100%	99.96%
Wakefield College, Wakefield City Campus	100%	100%	100%	100%	100%	95.78%	100%	100%	100%	100%	100%	100%	99.65%
Wakefield College, Castleford Campus	100%	100%	100%	100%	100%	99.50%	100%	100%	100%	99.84%	100%	100%	99.94%
Wilberforce College	100%	100%	100%	100%	100%	99.50%	100%	100%	100%	99.84%	100%	100%	99.94%
Workers' Educational Association, Yorkshire and Humber	100%	100%	100%	100%	100%	99.50%	100%	100%	100%	99.84%	100%	100%	99.94%
Wyke Sixth Form College	100%	100%	100%	100%	100%	99.50%	100%	100%	100%	99.84%	100%	100%	99.94%
York College	100%	100%	100%	100%	95.43%	99.50%	100%	100%	100%	100%	100%	100%	99.58%
York St John University*	100%	100%	100%	100%	100%	99.50%	100%	100%	100%	100%	100%	100%	99.96%
Yorkshire & Humberside Grid for Learning Foundation*	100%	100%	100%	100%	100%	99.50%	100%	100%	100%	100%	100%	100%	99.96%

Connection outages for current month

Maintenance outages are included in this table - only unscheduled maintenance is counted against availability.

Some of the outages reported below are on circuits which are not connected through the selected region - they appear in the table because they are part of a service whose primary connection does belong to this region.

Connection	Start Date and Time	End Date and Time	Parking hh:mm	Duration hh:mm	Fault Type	Description
Henshaws College	03/04/2015 12:01	03/04/2015 13:10	00:00	01:09	Customer Environment	Site wide power outage
City of York Council, Personal & Community Development	09/04/2015 07:17	09/04/2015 07:32	00:00	00:15	Regional Maintenance	Yorkshire and Humberside Region migrations
Craven College	09/04/2015 07:17	09/04/2015 07:32	00:00	00:15	Regional Maintenance	Yorkshire and Humberside Region migrations
Grimsby Institute of Further and Higher Education, Scarborough Campus	09/04/2015 07:17	09/04/2015 07:32	00:00	00:15	Regional Maintenance	Yorkshire and Humberside Region migrations
Scarborough Sixth Form College	09/04/2015 07:17	09/04/2015 07:32	00:00	00:15	Regional Maintenance	Yorkshire and Humberside Region migrations
University of Hull, Scarborough Campus	09/04/2015 07:17	09/04/2015 07:32	00:00	00:15	Regional Maintenance	Yorkshire and Humberside Region migrations
Grimsby Institute of Further and Higher Education, Grimsby Campus	14/04/2015 02:11	14/04/2015 03:43	00:00	01:32	Customer Maintenance	Customer unscheduled maintenance
Wilberforce College	17/04/2015 03:44	17/04/2015 05:32	00:00	01:48	Customer Environment	Local area power outage
East Riding of Yorkshire Council, Personal & Community Development	22/04/2015 09:18	22/04/2015 09:28	00:00	00:10	Unknown	Unknown
East Riding of Yorkshire Council, Personal & Community Development	22/04/2015 09:30	22/04/2015 09:57	00:00	00:27	Unknown	Unknown
East Riding of Yorkshire Council, Personal & Community Development	22/04/2015 10:58	22/04/2015 11:12	00:00	00:14	Unknown	Unknown
East Riding of Yorkshire Council, Personal & Community Development	22/04/2015 11:57	22/04/2015 12:07	00:00	00:10	Unknown	Unknown
East Riding of Yorkshire Council, Personal & Community Development	22/04/2015 12:20	22/04/2015 12:32	00:00	00:12	Unknown	Unknown

Connection	Start Date and Time	End Date and Time	Parking hh:mm	Duration hh:mm	Fault Type	Description
East Riding of Yorkshire Council, Personal & Community Development	22/04/2015 12:36	22/04/2015 12:48	00:00	00:12	Unknown	Unknown
East Riding of Yorkshire Council, Personal & Community Development	22/04/2015 12:53	22/04/2015 15:04	00:00	02:11	Unknown	Unknown
NEW College, Pontefract	30/04/2015 05:53	30/04/2015 06:42	00:00	00:49	Customer Maintenance	Site scheduled Maintenance

Link Utilisation

The table shows utilisation at the 90th percentile, i.e. for 90% of the samples within the period the traffic was at or below the level shown and for 10% of the samples traffic was above the level shown. The figure therefore gives a reasonable indication of the loading of the connection during the busiest periods. The measurements are shown as a percentage of the available raw bandwidth, and only the highest of the to/from readings for the month is used.

Some of the connections reported below are not connected through the selected region - they appear in the table because they are part of a service whose primary connection does belong to this region.

Connection	Current Bandwidth	May-14	Jun-14	Jul-14	Aug-14	Sep-14	Oct-14	Nov-14	Dec-14	Jan-15	Feb-15	Mar-15	Apr-15
Askham Bryan College, York Campus	1Gbit/s	5%	5%	2%	1%	3%	4%	5%	5%	5%	4%	5%	5%
Barnsley College	1Gbit/s	9%	7%	3%	3%	9%	11%	13%	12%	12%	18%	22%	20%
Barnsley Metropolitan Borough Council, Personal & Community Development	500Mbit/s	36%	35%	26%	5%	28%	32%	37%	36%	38%	41%	43%	42%
Bishop Burton College, Bishop Burton	1Gbit/s	8%	7%	2%	2%	8%	10%	12%	10%	12%	13%	13%	12%
Bradford College	1Gbit/s	29%	26%	10%	7%	23%	38%	49%	45%	47%	53%	54%	20%
Calderdale College	100Mbit/s	31%	35%	13%	7%	35%	38%	45%	40%	47%	48%	55%	51%
Calderdale Metropolitan Borough Council, Personal & Community Development	4Mbit/s	<0.5%	<0.5%	<0.5%	<0.5%	<0.5%	<0.5%	<0.5%	<0.5%	<0.5%	<0.5%	<0.5%	<0.5%
City of Bradford Metropolitan District Council, Personal & Community Development	500Mbit/s	13%	12%	8%	3%	8%	6%	6%	5%	5%	5%	5%	7%
City of York Council, Personal & Community Development	500Mbit/s	46%	31%	26%	7%	30%	29%	33%	33%	37%	40%	41%	14%
Coventry University, Barnsley Datacentre	1Gbit/s		<0.5%	<0.5%	<0.5%	<0.5%	<0.5%	<0.5%	<0.5%	<0.5%	<0.5%	<0.5%	<0.5%
Craven College	100Mbit/s	31%	32%	21%	25%	28%	33%	41%	35%	42%	44%	46%	40%
Dearne Valley College	100Mbit/s	16%	20%	6%	4%	16%	23%	25%	19%	22%	74%	96%	93%
Doncaster College	100Mbit/s	64%	62%	22%	15%	47%	74%	87%	78%	89%	142%	179%	166%
Doncaster Deaf Trust	100Mbit/s	8%	9%	7%	2%	9%	9%	9%	9%	10%	11%	13%	14%
Doncaster Metropolitan Borough Council	1Gbit/s	8%	9%	8%	5%	9%	10%	11%	10%	11%	11%	12%	10%
East Riding College, Beverley Campus	100Mbit/s	31%	36%	11%	10%	29%	39%	45%	38%	43%	44%	48%	45%
East Riding of Yorkshire Council, Personal & Community Development	4Mbit/s	103%	105%	123%	103%	118%	146%	147%	117%	127%	132%	150%	157%
Franklin College	100Mbit/s	22%	18%	6%	2%	42%	42%	67%	61%	69%	66%	70%	69%
Greenhead College	100Mbit/s	9%	7%	2%	1%	14%	16%	20%	18%	25%	24%	21%	11%
Grimsby Institute of Further and Higher Education, Grimsby Campus	1Gbit/s	79%	76%	25%	2%	8%	10%	13%	12%	13%	14%	16%	16%
Grimsby Institute of Further and Higher Education, Scarborough Campus	100Mbit/s	25%	22%	5%	5%	18%	18%	24%	20%	25%	29%	30%	29%

Connection	Current Bandwidth	May-14	Jun-14	Jul-14	Aug-14	Sep-14	Oct-14	Nov-14	Dec-14	Jan-15	Feb-15	Mar-15	Apr-15
Henshaws College	100Mbit/s	6%	17%	10%	2%	7%	8%	10%	11%	11%	8%	8%	7%
Huddersfield New College	100Mbit/s	30%	27%	2%	2%	33%	40%	40%	35%	37%	41%	49%	22%
Hull College, Harrogate Campus	1Gbit/s	1%	1%	<0.5%	<0.5%	<0.5%	<0.5%	1%	1%	1%	2%	2%	2%
Hull College, Queen's Gardens	1Gbit/s	10%	7%	19%	2%	6%	11%	13%	13%	13%	13%	15%	13%
John Leggott College	100Mbit/s	47%	38%	9%	13%	51%	56%	58%	52%	55%	58%	59%	52%
Kingston Upon Hull City Council, Personal & Community Development	4Mbit/s	938%	1023%	1065%	1023%	1033%	1108%	1135%	1098%	1113%	1185%	1118%	1113%
Kirklees College, Dewsbury Centre	100Mbit/s	28%	27%	3%	3%	26%	36%	46%	29%	60%	75%	78%	52%
Kirklees College, Huddersfield Centre	100Mbit/s	54%	42%	12%	8%	56%	70%	76%	80%	61%	66%	75%	52%
Leeds Beckett University, City Campus	1Gbit/s	16%	8%	9%	7%	10%	21%	26%	23%	19%	26%	29%	30%
Leeds Beckett University, Headingley Campus	1Gbit/s	5%	4%	4%	4%	5%	7%	9%	7%	6%	8%	9%	9%
Leeds City College, Keighley Campus	100Mbit/s	2%	6%	2%	<0.5%	7%	9%	12%	10%	13%	16%	17%	13%
Leeds City College, Park Lane Campus	1Gbit/s	7%	6%	2%	1%	7%	11%	13%	12%	13%	14%	15%	11%
Leeds City College, Printworks Campus	100Mbit/s	22%	25%	19%	11%	25%	43%	54%	51%	53%	40%	29%	17%
Leeds City College, Technology Campus	1Gbit/s	5%	5%	1%	1%	5%	4%	5%	5%	6%	7%	10%	8%
Leeds College of Art	1Gbit/s	4%	1%	1%	1%	2%	6%	6%	5%	7%	7%	10%	6%
Leeds College of Building, Black Bull Street	1Gbit/s										<0.5%	<0.5%	1%
Leeds College of Building, North Street	100Mbit/s	9%	9%	7%	3%	8%	10%	11%	12%	15%	13%	16%	10%
Leeds College of Music	500Mbit/s	4%	3%	1%	1%	4%	6%	8%	4%	6%	7%	7%	5%
Leeds Trinity University College	1Gbit/s	12%	10%	2%	1%	13%	20%	5%	3%	2%	4%	5%	4%
Longley Park Sixth Form College	100Mbit/s	214%	202%	186%	224%	216%	211%	229%	195%	234%	193%	236%	138%
MyScience.co Limited, National Science Learning Centre, Link 1	100Mbit/s	<0.5%	<0.5%	<0.5%	<0.5%	<0.5%	<0.5%	<0.5%	<0.5%	5%	5%	4%	5%
MyScience.co Limited, National Science Learning Centre, Link 2	100Mbit/s	3%	4%	4%	3%	6%	5%	6%	4%	<0.5%	<0.5%	<0.5%	<0.5%
NEW College, Pontefract	1Gbit/s	29%	32%	5%	3%	42%	56%	62%	61%	7%	7%	9%	7%
North Lindsey College	100Mbit/s	41%	46%	14%	7%	35%	48%	64%	60%	72%	68%	78%	67%
Northern College for Residential Adult Education	100Mbit/s	223%	203%	186%	225%	217%	218%	241%	198%	243%	204%	245%	168%
Northern Grid for Learning, via Leeds	10Gbit/s	11%	12%	10%	2%	11%	12%	13%	14%	14%	17%	16%	13%
Northern School of Contemporary Dance	100Mbit/s	4%	5%	3%	1%	4%	5%	6%	3%	6%	6%	6%	5%
Notre Dame Sixth Form College	100Mbit/s	20%	16%	3%	1%	23%	31%	38%	33%	42%	35%	43%	20%
Pennine Camphill Community Ltd	100Mbit/s	7%	7%	7%	3%	7%	8%	10%	9%	11%	12%	11%	12%

Connection	Current Bandwidth	May-14	Jun-14	Jul-14	Aug-14	Sep-14	Oct-14	Nov-14	Dec-14	Jan-15	Feb-15	Mar-15	Apr-15
Rotherham College of Arts and Technology	100Mbit/s	42%	37%	14%	9%	39%	49%	60%	54%	142%	181%	175%	177%
Ruskin Mill Educational Trust Limited, Freeman College	100Mbit/s	2%	3%	3%	2%	2%	2%	2%	1%	2%	2%	2%	2%
Scarborough Sixth Form College	100Mbit/s	27%	24%	6%	2%	41%	32%	42%	24%	42%	43%	50%	47%
Selby College	100Mbit/s	30%	30%	8%	12%	28%	37%	48%	52%	52%	40%	51%	42%
Sheffield City Council, Personal & Community Development	4Mbit/s	<0.5%	<0.5%	<0.5%	<0.5%	<0.5%	<0.5%	<0.5%	<0.5%	<0.5%	<0.5%	<0.5%	<0.5%
Sheffield Hallam University, City Campus	1Gbit/s	32%	21%	22%	18%	21%	44%	50%	45%	39%	53%	58%	62%
Sheffield Hallam University, Collegiate Crescent Campus	1Gbit/s	<0.5%	<0.5%	<0.5%	<0.5%	<0.5%	<0.5%	<0.5%	<0.5%	<0.5%	<0.5%	<0.5%	<0.5%
Shipley College, Salt Building	100Mbit/s	22%	31%	6%	2%	21%	39%	51%	34%	49%	46%	54%	43%
St Peter's School York	20Mbit/s	90%	90%	29%	13%	100%	93%	127%	104%	146%	142%	146%	102%
The British Library, Boston Spa	200Mbit/s	60%	66%	59%	47%	43%	102%	104%	101%	37%	41%	36%	35%
The Open University, Leeds	100Mbit/s												6%
The Science Museum, National Media Museum Bradford	100Mbit/s	5%	6%	6%	9%	25%	22%	5%	4%	4%	4%	3%	3%
The Science Museum, National Railway Museum, York	100Mbit/s	6%	4%	5%	4%	2%	<0.5%	<0.5%	<0.5%	<0.5%	<0.5%	<0.5%	<0.5%
The Sheffield College, Hillsborough College	100Mbit/s	62%	52%	9%	8%	43%	60%	66%	57%	59%	115%	135%	128%
The Sheffield College, Sheffield City College	100Mbit/s	93%	86%	34%	20%	99%	126%	147%	136%	155%	228%	259%	254%
Thomas Rotherham College	100Mbit/s	24%	19%	3%	3%	35%	38%	38%	38%	39%	99%	125%	118%
University of Bradford, Link 1	1Gbit/s	12%	12%	14%	11%	13%	16%	17%	14%	5%	7%	8%	8%
University of Bradford, Link 2	1Gbit/s	4%	2%	2%	2%	3%	7%	8%	6%	15%	18%	18%	20%
University of Huddersfield, Link 1	1Gbit/s	22%	14%	14%	12%	16%	37%	38%	36%	19%	41%	45%	40%
University of Huddersfield, Link 2	1Gbit/s	<0.5%	<0.5%	<0.5%	<0.5%	<0.5%	<0.5%	<0.5%	<0.5%	<0.5%	<0.5%	<0.5%	<0.5%
University of Hull, Hull Campus, Link 1	2Gbit/s	15%	10%	10%	10%	11%	18%	21%	18%	14%	23%	22%	25%
University of Hull, Hull Campus, Link 2	2Gbit/s	<0.5%	<0.5%	<0.5%	<0.5%	<0.5%	<0.5%	<0.5%	<0.5%	<0.5%	<0.5%	<0.5%	<0.5%
University of Hull, Scarborough Campus	1Gbit/s						3%	3%	3%	2%	3%	3%	3%
University of Leeds, via Leeds (1)	10Gbit/s	24%	17%	9%	8%	18%	27%	29%	27%	29%	33%	33%	34%
University of Leeds, via Leeds (2)	5Gbit/s												<0.5%
University of Leeds, via Sheffield	4Gbit/s	<0.5%	<0.5%	<0.5%	<0.5%	<0.5%	<0.5%	<0.5%	<0.5%	<0.5%	<0.5%	<0.5%	<0.5%
University of Sheffield, Brunswick Street	2Gbit/s	<0.5%	<0.5%	<0.5%	<0.5%	<0.5%	<0.5%	<0.5%	<0.5%	<0.5%	<0.5%	<0.5%	<0.5%
University of Sheffield, Hounsfield Road	4Gbit/s	74%	55%	54%	50%	46%	73%	68%	74%	65%	72%	78%	85%
University of York, Link 1	4Gbit/s	47%	40%	18%	16%	18%	50%	55%	37%	59%	61%	60%	63%
University of York, Link 2	4Gbit/s	<0.5%	<0.5%	<0.5%	<0.5%	<0.5%	<0.5%	<0.5%	<0.5%	<0.5%	<0.5%	<0.5%	<0.5%
Wakefield College, Castleford Campus	100Mbit/s	39%	37%	6%	6%	34%	57%	54%	43%	60%	67%	67%	63%

Connection	Current Bandwidth	May-14	Jun-14	Jul-14	Aug-14	Sep-14	Oct-14	Nov-14	Dec-14	Jan-15	Feb-15	Mar-15	Apr-15
Wakefield College, Wakefield City Campus	100Mbit/s	45%	40%	7%	6%	32%	43%	64%	55%	60%	63%	70%	65%
Wilberforce College	100Mbit/s	26%	19%	4%	2%	29%	28%	34%	30%	35%	39%	43%	34%
Workers' Educational Association, Yorkshire and Humber	10Mbit/s	5%	5%	6%	5%	4%	4%	6%	4%	5%	6%	6%	6%
Wyke Sixth Form College	100Mbit/s	35%	31%	3%	1%	37%	40%	53%	42%	65%	65%	71%	57%
York College	1Gbit/s	98%	87%	26%	22%	98%	98%	98%	98%	98%	98%	10%	10%
York St John University, Link 1	1Gbit/s	30%	16%	12%	9%	28%	<0.5%	<0.5%	<0.5%	<0.5%	<0.5%	<0.5%	<0.5%
York St John University, Link 2	1Gbit/s	<0.5%	<0.5%	<0.5%			35%	36%	35%	32%	39%	40%	31%
Yorkshire & Humberside Grid for Learning Foundation, via Leeds	2Gbit/s	43%	19%	<0.5%	<0.5%	<0.5%	4%	4%	4%	6%	4%	<0.5%	<0.5%
Yorkshire & Humberside Grid for Learning Foundation, via LMU	2Gbit/s	25%	44%	52%	14%	54%	58%	45%	46%	45%	48%	50%	47%