



Kent Service Report

August 2016



Service Reliability

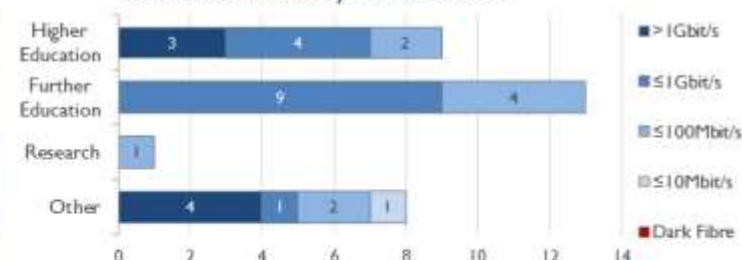
The SLA sets a target minimum of 99.7% availability for each service averaged over a 12 month rolling period



Average Availability of All Services in Kent				Average Availability of All Services in Janet			
Aug 2016	Equivalent Unavailability in Minutes per Service	12 Months Rolling	Equivalent Unavailability in Minutes per Service	Aug 2016	Equivalent Unavailability in Minutes per Service	12 Months Rolling	Equivalent Unavailability in Minutes per Service
100%	0	99.98%	82	99.96%	16	99.95%	247
Mean Time to Repair		Average Faults per Service per Year		Mean Time to Repair		Average Faults per Service per Year	
3h 41m		0.34		5h 48m		0.66	
Based on 20 faults over the last 24 months				Based on 1471 faults over the last 24 months			

NE: Periods of scheduled and emergency maintenance are not included in reliability performance statistics

Connections in Kent by Raw Bandwidth

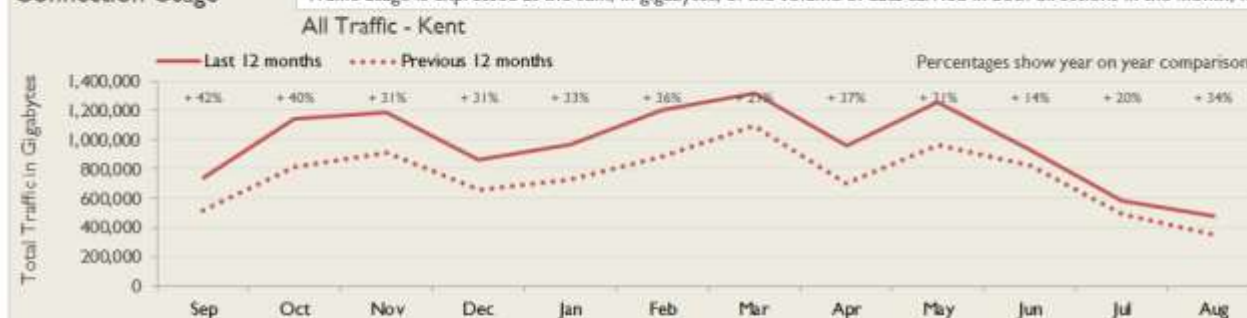


Kent Service Outages - Last 12 Months

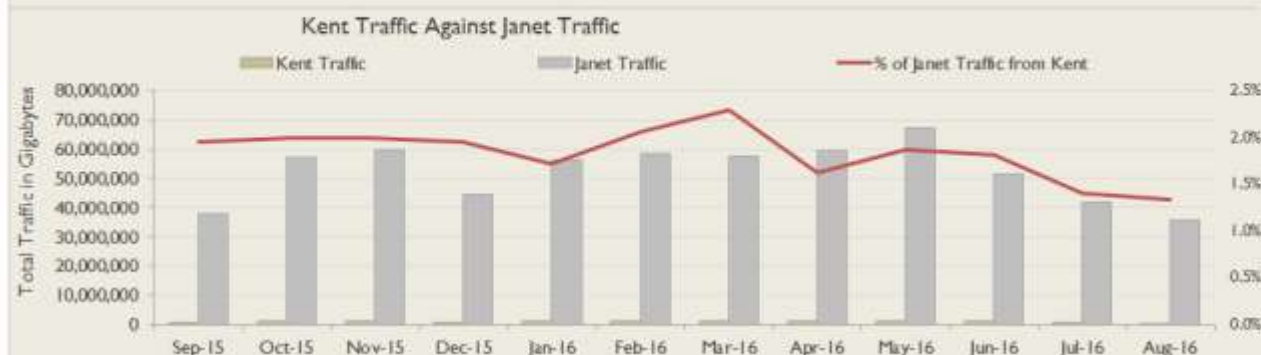


Connection Usage

Traffic usage is expressed as the sum, in gigabytes, of the volume of data carried in both directions in the month, for all links being charted



% Utilisation of Available Raw Bandwidth at 90th Percentile



Service Availability

The SLA target sets a minimum of 99.7% availability for each customer, averaged over a 12 month rolling period

Periods of scheduled and emergency maintenance are discounted when calculating availability of services

Monthly and annual availabilities falling below 99.7% are highlighted

* Service has resilience - where an organisation retains connectivity during an outage period by means of a second connection, the outage is not counted against its availability figures

Service	Sep 15	Oct 15	Nov 15	Dec 15	Jan 16	Feb 16	Mar 16	Apr 16	May 16	Jun 16	Jul 16	Aug 16	12 Month Rolling Availability
Canterbury Christ Church University, Broadstairs Campus	100%	100%	100%	99.78%	100%	100%	100%	100%	99.85%	100%	100%	100%	99.97%
Canterbury Christ Church University, Tunbridge Wells	100%	100%	100%	100%	100%	100%	100%	100%	100%	100%	100%	100%	100%
Canterbury Christ Church University, Canterbury Campus	100%	100%	100%	100%	100%	100%	100%	100%	100%	100%	100%	100%	100%
Canterbury College, Swale Campus	100%	100%	100%	100%	100%	100%	100%	100%	100%	100%	100%	100%	100%
Canterbury College, Canterbury Campus	100%	100%	100%	100%	100%	100%	100%	100%	100%	100%	100%	100%	100%
East Kent College, Dover Campus	100%	100%	100%	100%	100%	100%	100%	100%	100%	100%	100%	100%	100%
East Kent College, Folkestone Campus	100%	100%	100%	100%	100%	100%	100%	100%	100%	100%	100%	100%	100%
East Kent College, Broadstairs Campus	100%	100%	100%	100%	100%	100%	100%	100%	100%	100%	100%	100%	100%
East Malling Research	100%	100%	100%	100%	100%	100%	100%	100%	100%	100%	100%	100%	100%
Hadlow College, Mottingham Campus	100%	100%	100%	100%	100%	100%	100%	100%	100%	100%	99.90%	100%	>99.99%
Hadlow College, Canterbury Campus	100%	96.43%	100%	100%	100%	100%	100%	100%	100%	100%	100%	100%	99.70%
Hadlow College, Hadlow Campus	100%	100%	100%	100%	100%	100%	100%	100%	100%	100%	100%	100%	100%
Hadlow College, Greenwich Campus	100%	100%	100%	100%	100%	100%	100%	100%	100%	100%	99.90%	100%	>99.99%
Hilderstone College	100%	99.94%	100%	100%	100%	100%	100%	100%	100%	100%	100%	100%	>99.99%
Kent County Council *	100%	100%	100%	100%	100%	100%	100%	100%	100%	100%	100%	100%	100%
Medway Council	100%	100%	100%	100%	100%	100%	100%	100%	100%	100%	100%	100%	100%
MidKent College	100%	100%	100%	100%	100%	100%	100%	100%	100%	100%	100%	100%	100%
North Kent College	100%	100%	100%	100%	100%	100%	100%	100%	100%	100%	100%	100%	100%
The London Institute of Banking & Finance, Kent Campus	100%	99.80%	100%	100%	100%	100%	100%	100%	100%	100%	100%	100%	99.98%
University for the Creative Arts, Canterbury Campus	100%	100%	100%	100%	100%	100%	100%	100%	100%	100%	100%	100%	100%
University for the Creative Arts, Rochester Campus	100%	100%	100%	100%	100%	100%	100%	100%	100%	100%	100%	100%	100%
University of Greenwich, The Universities at Medway	100%	100%	100%	100%	100%	100%	100%	100%	100%	100%	100%	100%	100%
University of Kent, CCCU Rochester House							100%	100%	100%	100%	100%	100%	<12 Months
University of Kent, Canterbury Campus	100%	100%	100%	100%	100%	100%	100%	100%	100%	100%	100%	100%	100%

Service	Sep 15	Oct 15	Nov 15	Dec 15	Jan 16	Feb 16	Mar 16	Apr 16	May 16	Jun 16	Jul 16	Aug 16	12 Month Rolling Availability
University of Kent, Tonbridge Campus	100%	100%	100%	100%	100%	100%	100%	100%	100%	100%	100%	100%	100%
University of London, Maidstone Studios											100%	100%	<12 Months
West Kent and Ashford College, Ashford Campus	100%	100%	100%	100%	100%	100%	100%	100%	100%	100%	100%	100%	100%
West Kent and Ashford College, Tonbridge Campus	100%	100%	100%	100%	100%	100%	100%	100%	100%	100%	100%	100%	100%
Workers' Educational Association, Southern	100%	100%	100%	100%	100%	100%	100%	100%	100%	100%	99.26%	100%	99.94%

Connection outages for current month

Maintenance outages are included in this table - only unscheduled maintenance is counted against availability.

Some of the outages reported below are on circuits which are not connected through the selected region - they appear in the table because they are part of a service whose primary connection does belong to this region.

Connection	Start Date and Time	End Date and Time	Parking hh:mm	Duration hh:mm	Fault Type	Description
West Kent and Ashford College, Tonbridge Campus	05/08/2016 16:58	07/08/2016 17:25	00:00	48:27	Customer Maintenance	Power maintenance
Hadlow College, Canterbury Campus	03/08/2016 13:20	22/08/2016 09:18	00:00	451:58	Customer Maintenance	Customer maintenance in preparation for B-end shift

Link Utilisation of Raw Bandwidth

The table shows utilisation at the 90th percentile, i.e. for 90% of the samples within the period the traffic was at or below the level shown and for 10% of the samples traffic was above the level shown. The figure therefore gives a reasonable indication of the loading of the connection during the busiest periods. The measurements are shown as a percentage of the available raw bandwidth, and only the highest of the to/from readings for the month is used.

Connection	Current Bandwidth	Sep-15	Oct-15	Nov-15	Dec-15	Jan-16	Feb-16	Mar-16	Apr-16	May-16	Jun-16	Jul-16	Aug-16
Canterbury Christ Church University, Canterbury Campus	1Gbit/s	21%	32%	36%	24%	34%	36%	34%	34%	28%	23%	21%	18%
Canterbury Christ Church University, Tunbridge Wells	100Mbit/s	5%	5%	6%	4%	5%	5%	5%	6%	5%	5%	5%	3%
Canterbury College, Canterbury Campus	1Gbit/s	13%	21%	22%	22%	25%	24%	27%	24%	28%	22%	7%	4%
Canterbury College, Swale Campus	100Mbit/s	7%	10%	15%	11%	17%	15%	14%	10%	12%	8%	1%	1%
East Kent College, Broadstairs Campus	1Gbit/s	2%	2%	2%	2%	2%	2%	2%	2%	2%	2%	1%	<0.5%
East Kent College, Dover Campus	1Gbit/s	1%	1%										
East Kent College, Folkestone Campus	1Gbit/s	2%	3%	4%	4%	6%	7%	5%	5%	4%	5%	2%	1%
East Malling Research	100Mbit/s	10%	11%	13%	11%	11%	11%	13%	15%	18%	15%	14%	21%
Hadlow College, Canterbury Campus	100Mbit/s	<0.5%	<0.5%	<0.5%	<0.5%	<0.5%	<0.5%	<0.5%	<0.5%	<0.5%	<0.5%	<0.5%	<0.5%
Hadlow College, Greenwich Campus	100Mbit/s	2%	2%	3%						3%	2%	1%	2%
Hadlow College, Hadlow Campus	1Gbit/s	<0.5%	<0.5%	<0.5%	<0.5%	<0.5%	<0.5%	<0.5%	<0.5%	<0.5%	<0.5%	<0.5%	<0.5%
Hadlow College, Mottingham Campus	100Mbit/s	<0.5%	<0.5%	<0.5%	<0.5%	<0.5%	<0.5%	<0.5%	<0.5%	<0.5%	<0.5%	<0.5%	<0.5%
Hilderstone College	100Mbit/s	1%	1%	1%	1%	1%	1%	1%	1%	1%	1%	1%	1%
Kent County Council, Canterbury (1)	10Gbit/s	12%	12%	12%	11%	13%	13%	14%	14%	15%	14%	12%	3%
Kent County Council, Canterbury (2)	10Gbit/s	<0.5%	<0.5%	<0.5%	<0.5%	<0.5%	<0.5%	<0.5%	<0.5%	<0.5%	<0.5%	<0.5%	<0.5%
Kent County Council, Maidstone (1)	10Gbit/s	12%	12%	13%	12%	14%	13%	14%	14%	15%	14%	13%	4%
Kent County Council, Maidstone (2)	10Gbit/s	1%	1%	1%	1%	1%	1%	1%	1%	2%	2%	1%	1%
Medway Council	1Gbit/s	11%	10%	11%	1%	4%	18%	19%	14%	19%	5%	15%	4%
MidKent College, Medway Campus	1Gbit/s	12%	19%	<0.5%	<0.5%	<0.5%	<0.5%	<0.5%	<0.5%	<0.5%	<0.5%	5%	4%
North Kent College	1Gbit/s	11%	16%	14%	8%	14%	15%	15%	14%	15%	9%	2%	2%
The London Institute of Banking & Finance, Kent Campus	100Mbit/s	8%	10%	10%	8%	10%	10%	10%	11%	9%	9%	9%	8%
University for the Creative Arts, Canterbury Campus	1Gbit/s						7%	5%	7%	3%	2%	2%	2%
University for the Creative Arts, Rochester Campus	1Gbit/s	4%	7%	7%	<0.5%	<0.5%	8%	6%	8%	3%	2%	2%	1%
University of Greenwich, The Universities at Medway	2Gbit/s	9%	13%	14%	12%	11%	14%	14%	12%	11%	7%	7%	7%
University of Kent, Canterbury Campus	8Gbit/s	27%	34%	35%	38%	39%	42%	42%	36%	31%	26%	8%	9%

Connection	Current Bandwidth	Sep-15	Oct-15	Nov-15	Dec-15	Jan-16	Feb-16	Mar-16	Apr-16	May-16	Jun-16	Jul-16	Aug-16
University of Kent, CCCU Rochester House	4Gbit/s							<0.5%	6%	19%	16%	4%	4%
University of Kent, Tonbridge Campus	100Mbit/s	<0.5%	<0.5%	<0.5%	<0.5%	<0.5%	<0.5%	<0.5%	<0.5%	<0.5%	<0.5%	<0.5%	1%
University of London, Maidstone Studios	1Gbit/s											17%	17%
West Kent and Ashford College, Ashford Campus	1Gbit/s	1%	1%	1%	1%	<0.5%	<0.5%						
West Kent and Ashford College, Tonbridge Campus	1Gbit/s	3%	5%	2%	<0.5%	<0.5%	<0.5%	<0.5%	<0.5%	<0.5%	<0.5%	<0.5%	<0.5%
Workers' Educational Association, Southern	10Mbit/s	5%	6%	7%	4%	12%	6%	5%	6%	6%	6%	7%	6%