

janet

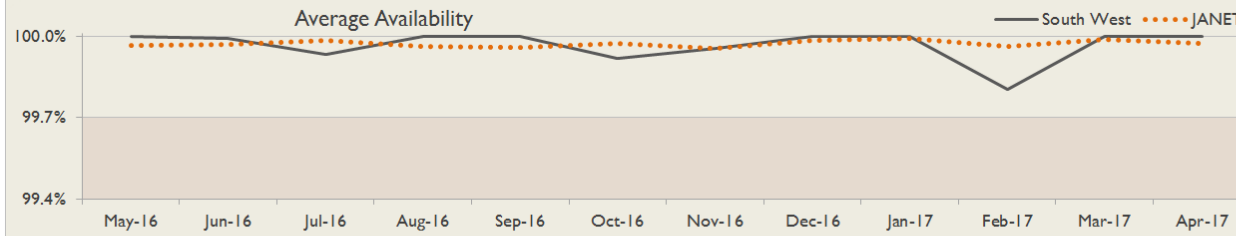
South West Service Report

April 2017

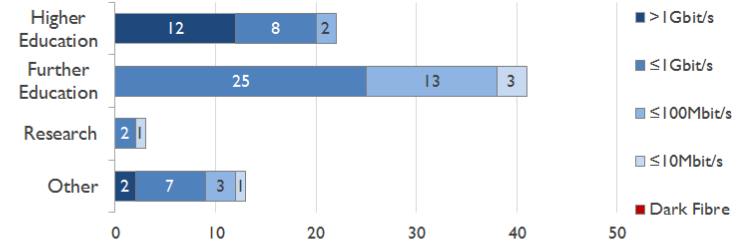


Service Reliability

The SLA sets a target minimum of 99.7% availability for each service averaged over a 12 month rolling period

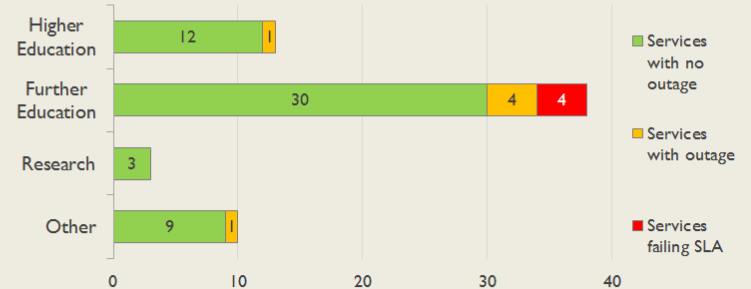


Connections in South West by Contractual Bandwidth



Average Availability of All Services in South West				Average Availability of All Services in Janet			
Apr 2017	Equivalent Unavailability in Minutes per Service	12 Months Rolling	Equivalent Unavailability in Minutes per Service	Apr 2017	Equivalent Unavailability in Minutes per Service	12 Months Rolling	Equivalent Unavailability in Minutes per Service
100%	0	99.97%	176	99.97%	11	99.97%	158
Mean Time to Repair		Average Faults per Service per Year		Mean Time to Repair		Average Faults per Service per Year	
5h 18m		0.42		6h 30m		0.45	
Based on 55 faults over the last 24 months				Based on 988 faults over the last 24 months			

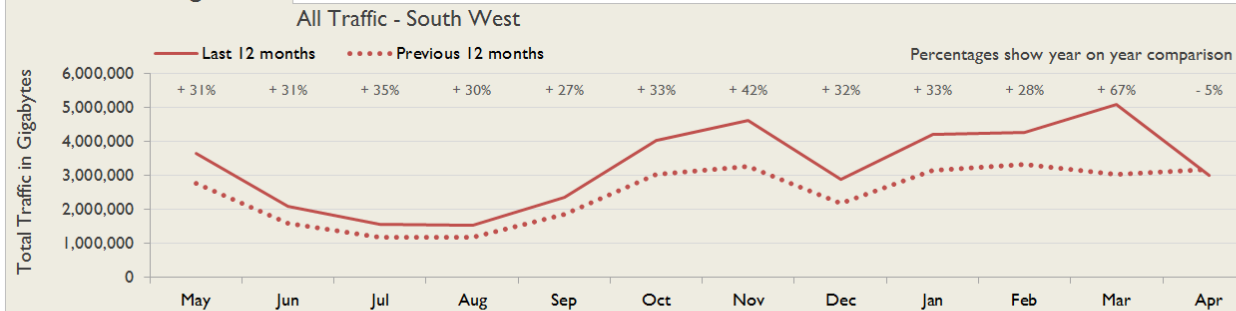
South West Service Outages - Last 12 Months



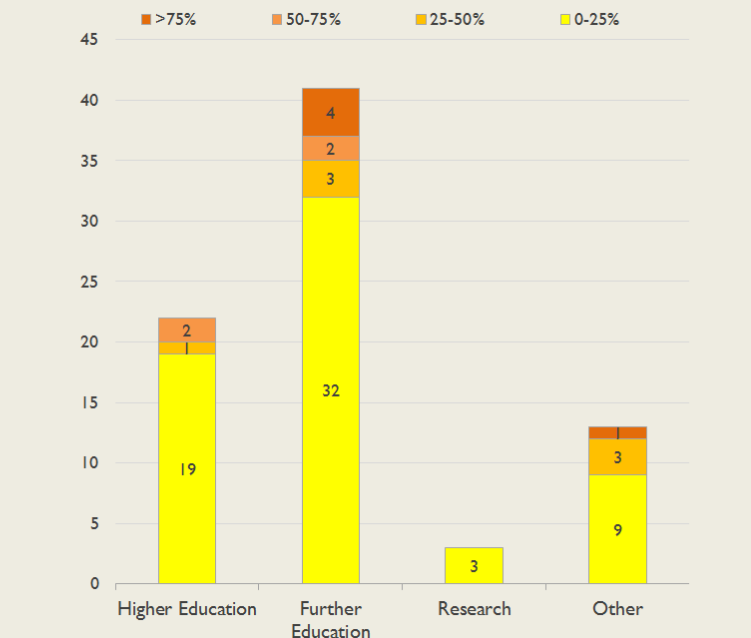
NB: Periods of scheduled and emergency maintenance are not included in reliability performance statistics

Connection Usage

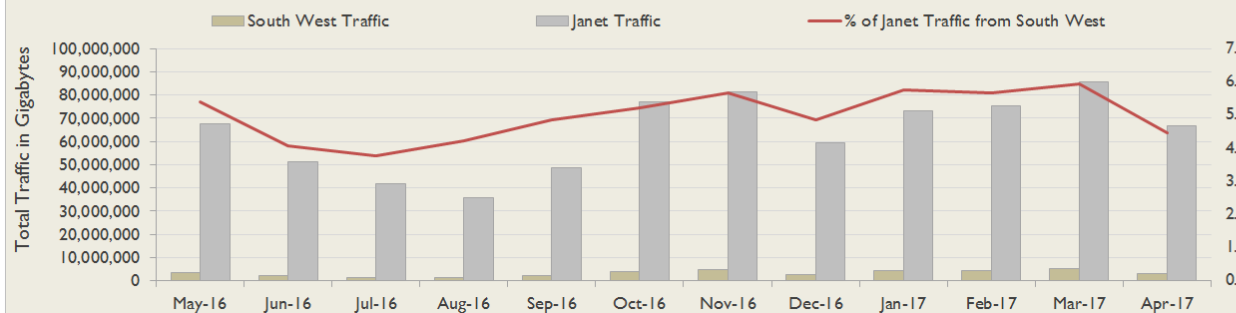
Traffic usage is expressed as the sum, in gigabytes, of the volume of data carried in both directions in the month, for all links being charted



% Utilisation of Available Contractual Bandwidth at 90th Percentile



South West Traffic Against Janet Traffic



Service Availability

The SLA target sets a minimum of 99.7% availability for each customer, averaged over a 12 month rolling period

Periods of scheduled and emergency maintenance are discounted when calculating availability of services

Monthly and annual availabilities falling below 99.7% are highlighted

* Service has resilience - where an organisation retains connectivity during an outage period by means of a second connection, the outage is not counted against its availability figures

Service	May 16	Jun 16	Jul 16	Aug 16	Sep 16	Oct 16	Nov 16	Dec 16	Jan 17	Feb 17	Mar 17	Apr 17	12 Month Rolling Availability
Bath College, City Centre Campus	100%	100%	100%	100%	100%	94.62%	100%	100%	100%	100%	100%	100%	99.55%
Bath College, Somer Valley Campus	100%	100%	100%	100%	100%	100%	100%	100%	100%	100%	100%	100%	100%
Bath Spa University	100%	100%	100%	100%	100%	100%	100%	100%	100%	100%	100%	100%	100%
Bridgwater and Taunton College, Bridgwater Centre	100%	100%	98.91%	100%	100%	100%	100%	100%	100%	97.45%	100%	100%	99.70%
Bridgwater and Taunton College, Taunton Centre	100%	100%	100%	100%	100%	100%	100%	100%	100%	100%	100%	100%	100%
Bristol City Council	100%	100%	100%	100%	100%	100%	100%	100%	100%	100%	100%	100%	100%
Cirencester College	100%	100%	100%	100%	100%	100%	100%	100%	100%	100%	100%	100%	100%
City College Plymouth	100%	100%	100%	100%	100%	100%	100%	100%	100%	100%	100%	100%	100%
City of Bristol College *	100%	100%	100%	100%	100%	100%	100%	100%	100%	100%	100%	100%	100%
Cornwall College, Camborne	100%	100%	100%	100%	100%	100%	100%	100%	100%	100%	100%	100%	100%
Cornwall College, Saltash	100%	100%	100%	100%	100%	100%	100%	100%	100%	100%	100%	100%	100%
Cornwall Council, Personal & Community Development	100%	100%	100%	100%	100%	100%	100%	100%	100%	100%	100%	100%	100%
Exeter College, Hele Road Centre	100%	100%	100%	100%	100%	100%	100%	100%	100%	100%	100%	100%	100%
Exeter College, Victoria House	100%	100%	100%	100%	100%	100%	100%	100%	100%	100%	100%	100%	100%
Exeter Royal Academy for Deaf Education	100%	100%	100%	100%	100%	100%	100%	100%	100%	100%	100%	100%	100%
Fairfield Farm Trust	100%	100%	100%	100%	100%	100%	100%	100%	100%	100%	100%	100%	100%
Falmouth University	100%	100%	100%	100%	100%	100%	97.41%	100%	100%	100%	100%	100%	99.78%
Foxes Academy	100%	100%	100%	100%	100%	100%	100%	100%	100%	100%	100%	100%	100%
Gloucestershire College, Cheltenham Campus	100%	100%	100%	100%	100%	100%	100%	100%	100%	100%	100%	100%	100%
Gloucestershire College, Gloucester Campus	100%	100%	100%	100%	100%	100%	100%	100%	100%	100%	100%	100%	100%
Hartpury College	100%	100%	100%	100%	100%	100%	100%	100%	100%	100%	100%	100%	100%
Higher Education Funding Council for England, Stoke Gifford *	100%	100%	100%	100%	100%	100%	100%	100%	100%	100%	100%	100%	100%
Higher Education Statistics Agency Limited	100%	100%	100%	100%	100%	100%	100%	100%	100%	100%	100%	100%	100%

Service	May 16	Jun 16	Jul 16	Aug 16	Sep 16	Oct 16	Nov 16	Dec 16	Jan 17	Feb 17	Mar 17	Apr 17	12 Month Rolling Availability
Jisc, Bristol *	100%	100%	100%	100%	100%	100%	100%	100%	100%	100%	100%	100%	100%
Jisc Commercial Limited, Goonhilly Earth Station Limited	100%	99.91%	100%	99.86%	100%	100%	100%	100%	100%	97.45%	100%	100%	99.77%
Met Office, IT Hall 1 *	100%	100%	100%	100%	100%	100%	100%	100%	100%	100%	100%	100%	100%
National Star College	100%	100%	100%	100%	100%	100%	100%	100%	100%	100%	100%	100%	100%
Natural Environment Research Council, Hartland Magnetic Observatory	100%	100%	100%	100%	100%	100%	100%	100%	100%	100%	100%	100%	100%
Petroc, Brannams Campus	100%	99.82%	100%	100%	100%	100%	100%	100%	100%	100%	100%	100%	99.99%
Petroc, Mid Devon Campus	100%	100%	100%	100%	100%	100%	100%	100%	100%	100%	100%	100%	100%
Petroc, North Devon Campus	100%	100%	100%	100%	100%	100%	100%	100%	100%	100%	100%	100%	100%
Plymouth College of Art, Tavistock Place *	100%	100%	100%	100%	100%	100%	100%	100%	100%	100%	100%	100%	100%
Plymouth Marine Laboratory	100%	100%	100%	100%	100%	100%	100%	100%	100%	100%	100%	100%	100%
Richard Huish College	100%	100%	100%	100%	100%	100%	100%	100%	100%	100%	100%	100%	100%
Rothamsted Research Limited, North Wyke	100%	100%	100%	100%	100%	100%	100%	100%	100%	100%	100%	100%	100%
Royal Agricultural University	100%	100%	100%	100%	100%	100%	100%	100%	100%	100%	100%	100%	100%
Ruskin Mill Trust Limited, Ruskin College	100%	100%	100%	100%	100%	100%	100%	100%	100%	100%	100%	100%	100%
South Devon College	100%	99.81%	100%	100%	100%	100%	100%	100%	100%	100%	100%	100%	99.98%
South Devon College, South West Energy Centre	100%	100%	100%	100%	100%	100%	99.57%	100%	100%	100%	100%	100%	99.96%
South Gloucestershire and Stroud College, Filton Campus	100%	100%	100%	100%	100%	100%	100%	100%	100%	100%	100%	100%	100%
South Gloucestershire and Stroud College, Gloucestershire Science and Technology Park											100%	100%	<12 Months
South Gloucestershire and Stroud College, Stroud Campus	100%	100%	100%	100%	100%	100%	100%	100%	100%	100%	100%	100%	100%
St Brendan's Sixth Form College	100%	100%	100%	100%	100%	100%	100%	100%	100%	100%	100%	100%	100%
Strode College	100%	100%	98.91%	100%	100%	100%	100%	100%	100%	97.45%	100%	100%	99.70%
The Cambian Group, Mencap National College - Lufton	100%	100%	100%	100%	100%	100%	100%	100%	100%	100%	100%	100%	100%
The Conservatoire for Dance and Drama, Bristol Old Vic Theatre School	100%	100%	100%	100%	100%	100%	100%	100%	100%	100%	100%	100%	100%
The Marine Biological Association of the United Kingdom	100%	100%	100%	100%	100%	100%	100%	100%	100%	100%	100%	100%	100%
The Open University, Bristol	100%	100%	100%	100%	100%	100%	100%	100%	100%	100%	100%	100%	100%
The Quality Assurance Agency for Higher Education, Head Office	100%	100%	100%	100%	100%	100%	100%	100%	100%	100%	100%	100%	100%
The Universities and Colleges Admissions Service	100%	100%	100%	100%	100%	100%	100%	100%	100%	100%	100%	100%	100%

Service	May 16	Jun 16	Jul 16	Aug 16	Sep 16	Oct 16	Nov 16	Dec 16	Jan 17	Feb 17	Mar 17	Apr 17	12 Month Rolling Availability
Truro and Penwith College *	100%	100%	100%	100%	100%	100%	100%	100%	100%	100%	100%	100%	100%
University of Bath *	100%	100%	100%	100%	100%	100%	100%	100%	100%	100%	100%	100%	100%
University of Bristol *	100%	100%	100%	100%	100%	100%	100%	100%	100%	100%	100%	100%	100%
University of Exeter *	100%	100%	100%	100%	100%	100%	100%	100%	100%	100%	100%	100%	100%
University of Gloucestershire	100%	100%	100%	100%	100%	100%	100%	100%	100%	100%	100%	100%	100%
University of Plymouth *	100%	100%	100%	100%	100%	100%	100%	100%	100%	100%	100%	100%	100%
University of St Mark & St John	100%	100%	100%	100%	100%	100%	100%	100%	100%	100%	100%	100%	100%
University of the West of England, Bristol *	100%	100%	100%	100%	100%	100%	100%	100%	100%	100%	100%	100%	100%
WESC Foundation	100%	100%	100%	100%	100%	100%	100%	100%	100%	100%	100%	100%	100%
Weston College	100%	100%	98.91%	100%	100%	100%	100%	100%	100%	97.45%	100%	100%	99.70%
William Morris Camphill Community, Specialist College	100%	100%	100%	100%	100%	100%	100%	100%	100%	100%	100%	100%	100%
Wiltshire College, Trowbridge Campus	100%	100%	100%	100%	100%	100%	100%	100%	100%	100%	100%	100%	100%
Workers' Educational Association, Bristol	100%	100%	100%	100%	100%	100%	100%	100%	100%	100%	100%	100%	100%
Workers' Educational Association, South West	100%	100%	100%	100%	100%	100%	100%	100%	100%	100%	100%	100%	100%
Yeovil College	100%	100%	98.91%	100%	100%	100%	100%	100%	100%	97.45%	100%	100%	99.70%

Connection outages for current month

Maintenance outages are included in this table - only unscheduled maintenance is counted against availability.

Some of the outages reported below are on circuits which are not connected through the selected region - they appear in the table because they are part of a service whose primary connection does belong to this region.

Connection	Start Date and Time	End Date and Time	Parking hh:mm	Duration hh:mm	Fault Type	Description
Petroc, Mid Devon Campus	11/04/2017 22:10	11/04/2017 23:38	00:00	01:28	Unknown reason for outage	Unknown outage
Petroc, Mid Devon Campus	11/04/2017 22:10	11/04/2017 23:38	00:00	01:28	Unknown reason for outage	Unknown outage
Petroc, Mid Devon Campus	11/04/2017 22:10	11/04/2017 23:38	00:00	01:28	Unknown reason for outage	Unknown outage
Petroc, Mid Devon Campus	11/04/2017 22:10	11/04/2017 23:38	00:00	01:28	Unknown reason for outage	Unknown outage
Petroc, Mid Devon Campus	11/04/2017 22:10	11/04/2017 23:38	00:00	01:28	Unknown reason for outage	Unknown outage
Hartpury College	27/04/2017 07:29	27/04/2017 08:58	00:00	01:29	Customer Scheduled Maintenance	Customer scheduled maintenance
University of Plymouth, Link 1	20/04/2017 18:23	20/04/2017 19:10	00:00	00:47	Customer Scheduled Maintenance	Site maintenance
University of Plymouth, Link 2	20/04/2017 18:33	20/04/2017 19:01	00:00	00:28	Customer Scheduled Maintenance	Site maintenance
Truro and Penwith College, Allyn building	17/04/2017 13:46	17/04/2017 14:23	00:00	00:37	Customer Environment	Wide area power outage
Truro and Penwith College, Fal Building	21/04/2017 00:04	21/04/2017 02:42	02:38	00:00	Telco Scheduled Maintenance	Telco scheduled fibre maintenance
The Universities and Colleges Admissions Service	21/04/2017 23:08	22/04/2017 16:27	00:00	17:19	Customer Unscheduled Maintenance	Customer power maintenance
Yeovil College	07/04/2017 17:55	09/04/2017 16:53	00:00	46:58	Customer Scheduled Maintenance	Customer scheduled maintenance

Connection	Start Date and Time	End Date and Time	Parking hh:mm	Duration hh:mm	Fault Type	Description
Gloucestershire College, Gloucester Campus	13/04/2017 10:14	13/04/2017 10:58	00:00	00:44	Customer Environment	Campus power cut

Link Utilisation of Contractual Bandwidth

The table shows utilisation at the 90th percentile, i.e. for 90% of the samples within the period the traffic was at or below the level shown and for 10% of the samples traffic was above the level shown. The figure therefore gives a reasonable indication of the loading of the connection during the busiest periods. The measurements are shown as a percentage of the available contractual bandwidth, and only the highest of the to/from readings for the month is used.

Connection	Current Bandwidth	May-16	Jun-16	Jul-16	Aug-16	Sep-16	Oct-16	Nov-16	Dec-16	Jan-17	Feb-17	Mar-17	Apr-17
Bath College, City Centre Campus	100Mbit/s	160%	103%	32%	25%	103%	125%	144%	78%	103%	113%	135%	89%
Bath College, Somer Valley Campus	100Mbit/s	<0.5%	<0.5%	<0.5%	<0.5%	<0.5%	<0.5%	<0.5%	<0.5%	<0.5%	<0.5%	<0.5%	<0.5%
Bath Spa University, Sion Hill Campus	100Mbit/s	10%	8%	3%	5%	3%	5%	6%	6%	6%	7%	7%	5%
Bridgwater and Taunton College, Bridgwater Centre	1Gbit/s	59%	37%	9%	10%			99%	73%	58%	54%	63%	29%
Bridgwater and Taunton College, Taunton Centre	1Gbit/s	7%	6%	2%	1%	6%	8%	11%	5%	10%	32%	12%	5%
Bristol City Council	2Gbit/s	34%	35%	29%	8%	34%	35%	37%	34%	40%	39%	40%	25%
Cirencester College	1Gbit/s	22%	17%	3%	3%	25%	25%	30%	28%	32%	25%	34%	18%
City College Plymouth	1Gbit/s	18%	16%	8%	3%	12%	18%	22%	16%	22%	22%	26%	10%
City of Bristol College, via Coldharbour Lane	100Mbit/s	<0.5%	<0.5%	<0.5%	<0.5%	<0.5%	<0.5%	<0.5%	<0.5%	<0.5%	<0.5%	<0.5%	<0.5%
City of Bristol College, via Tyndall Avenue	1Gbit/s	180%	15%	6%	3%	14%	16%	21%	14%	21%	20%	25%	12%
Cornwall College, Camborne	200Mbit/s	73%	30%	6%	6%	7%	8%	11%	5%	44%	11%	10%	6%
Cornwall College, Saltash	1Gbit/s	20%	23%	5%	4%	21%	30%	39%	27%	37%	37%	41%	14%
Cornwall Council, Personal & Community Development	10Mbit/s	22%	21%	13%	10%	35%	25%	25%	12%	16%	15%	21%	10%
Exeter College, Hele Road Centre	1Gbit/s	33%	23%	2%	2%	29%	38%	45%	30%	44%	41%	48%	12%
Exeter College, Victoria House	1Gbit/s	<0.5%	<0.5%	<0.5%	<0.5%	<0.5%	<0.5%	<0.5%	<0.5%	<0.5%	<0.5%	<0.5%	<0.5%
Exeter Royal Academy for Deaf Education	100Mbit/s	19%	18%	15%	5%	21%	26%	25%	21%	31%	29%	24%	18%
Fairfield Farm Trust	100Mbit/s	9%	9%	7%	3%	13%	11%	13%	11%	14%	13%	15%	9%
Falmouth University	10Gbit/s	11%	5%	1%	1%	11%	12%	14%	10%	13%	14%	15%	10%
Foxes Academy	10Mbit/s	193%	193%	193%	189%	154%	21%	108%	37%	47%	96%	86%	71%
Gloucestershire College, Cheltenham Campus	1Gbit/s	29%	20%	8%	5%	26%	31%	39%	26%	25%	27%	21%	34%
Gloucestershire College, Gloucester Campus	1Gbit/s	<0.5%	<0.5%	<0.5%	<0.5%	<0.5%	<0.5%	<0.5%	16%	21%	20%	23%	3%
Hartpury College	200Mbit/s	207%	134%	33%	39%	234%	246%	287%	243%	295%	296%	323%	185%
Higher Education Funding Council for England, Stoke Gifford, Nicholson House	500Mbit/s	<0.5%	<0.5%	<0.5%	<0.5%	<0.5%	<0.5%	<0.5%	<0.5%	<0.5%	<0.5%	<0.5%	<0.5%
Higher Education Funding Council for England, Stoke Gifford, Westward house	500Mbit/s	9%	8%	7%	7%	6%	11%	13%	10%	12%	10%	9%	8%

Connection	Current Bandwidth	May-16	Jun-16	Jul-16	Aug-16	Sep-16	Oct-16	Nov-16	Dec-16	Jan-17	Feb-17	Mar-17	Apr-17
Higher Education Statistics Agency Limited	500Mbit/s	<0.5%	<0.5%	1%	3%	3%	3%	2%	<0.5%	1%	6%	4%	3%
Jisc, Bristol, via University of Bristol	1Gbit/s	2%	2%	2%	2%	2%	2%	3%	2%	2%	3%	3%	3%
Jisc, Bristol, via University of the West of England	1Gbit/s	<0.5%	<0.5%	<0.5%	<0.5%	<0.5%	<0.5%	<0.5%	<0.5%	<0.5%	<0.5%	<0.5%	<0.5%
Jisc Commercial Limited, Goonhilly Earth Station Limited	10Gbit/s	<0.5%	<0.5%	<0.5%	<0.5%	<0.5%	<0.5%	<0.5%	<0.5%	<0.5%	<0.5%	<0.5%	<0.5%
Met Office, IT Hall 1, via Bradley Stoke	1Gbit/s	<0.5%	<0.5%	<0.5%	<0.5%	<0.5%	<0.5%	<0.5%	<0.5%	<0.5%	<0.5%	<0.5%	<0.5%
Met Office, IT Hall 1, via Telecity Powergate	1Gbit/s	10%	32%	32%	37%	37%	34%	33%	<0.5%	28%	36%	32%	<0.5%
National Star College	100Mbit/s	45%	49%	46%	17%	45%	47%	60%	54%	52%	62%	65%	52%
Natural Environment Research Council, Hartland Magnetic Observatory	10Mbit/s	6%	6%	7%	11%	6%	6%	10%	6%	11%	6%	10%	6%
Petroc, Brannams Campus	100Mbit/s	<0.5%	<0.5%	<0.5%	<0.5%	<0.5%	<0.5%	<0.5%	<0.5%	<0.5%	<0.5%	<0.5%	<0.5%
Petroc, Mid Devon Campus	1Gbit/s	12%	12%	<0.5%	<0.5%	1%	1%	2%	2%	2%	2%	2%	1%
Petroc, North Devon Campus	1Gbit/s	11%	8%	1%	1%	7%	9%	13%	10%	12%	12%	15%	4%
Plymouth College of Art, Tavistock Place, via Plymouth	200Mbit/s	59%	31%	13%	14%	43%	99%	115%	62%	120%	84%	109%	75%
Plymouth College of Art, Tavistock Place, via Telecity Powergate	200Mbit/s	<0.5%	<0.5%	<0.5%	<0.5%	<0.5%	<0.5%	<0.5%	<0.5%	<0.5%	<0.5%	<0.5%	<0.5%
Plymouth Marine Laboratory	1Gbit/s	16%	13%	3%	2%	15%	20%	21%	15%	19%	19%	21%	10%
Richard Huish College	500Mbit/s	24%	14%	4%	2%	22%	30%	35%	33%	37%	38%	41%	29%
Rothamsted Research Limited, North Wyke	1Gbit/s	1%	1%	1%	1%	1%	1%	1%	1%	1%	1%	1%	1%
Royal Agricultural University	1Gbit/s	14%	4%	5%	2%	5%	19%	22%	15%	22%	22%	21%	15%
Ruskin Mill Trust Limited, Ruskin College	100Mbit/s	10%	9%	7%	6%	24%	9%	8%	6%	6%	6%	7%	7%
South Devon College	1Gbit/s	23%	18%	4%	3%	22%	20%	21%	15%	19%	19%	21%	10%
South Devon College, South West Energy Centre	100Mbit/s	<0.5%	<0.5%	<0.5%	<0.5%	<0.5%	<0.5%	<0.5%	<0.5%	<0.5%	<0.5%	<0.5%	<0.5%
South Gloucestershire and Stroud College, Filton Campus	1Gbit/s	32%	57%	24%	2%	6%	5%	7%	4%	8%	8%	10%	5%
South Gloucestershire and Stroud College, Gloucestershire Science and Technology Park	1Gbit/s											<0.5%	<0.5%
South Gloucestershire and Stroud College, Stroud Campus	1Gbit/s	90%	31%	10%	7%	58%	64%	76%	67%	200%	5%	8%	6%
St Brendan's Sixth Form College	100Mbit/s	113%	98%	4%	8%	126%	120%	196%	88%	222%	192%	233%	85%
Strode College	400Mbit/s	17%	13%	3%	3%	18%	22%	30%	20%	35%	31%	38%	14%
The Cambian Group, Mencap National College - Lufton	20Mbit/s	74%	80%	78%	6%	79%	78%	84%	80%	87%	84%	94%	80%
The Conservatoire for Dance and Drama, Bristol Old Vic Theatre School	1Gbit/s	<0.5%	<0.5%	<0.5%	<0.5%	<0.5%	<0.5%	24%	<0.5%	<0.5%	<0.5%	1%	<0.5%

Connection	Current Bandwidth	May-16	Jun-16	Jul-16	Aug-16	Sep-16	Oct-16	Nov-16	Dec-16	Jan-17	Feb-17	Mar-17	Apr-17
The Marine Biological Association of the United Kingdom, via Telehouse West	100Mbit/s	9%	9%	9%	9%	8%	9%	9%	9%	10%	9%	44%	44%
The Open University, Bristol	100Mbit/s	5%	5%	5%	4%	5%	5%	6%	5%	6%	6%	7%	6%
The Quality Assurance Agency for Higher Education, Head Office	50Mbit/s	682%	106%	122%	101%	119%	131%	130%	190%	188%	183%	129%	194%
The Universities and Colleges Admissions Service	100Mbit/s	17%	10%	6%	7%	34%	24%	26%	27%	26%	26%	26%	26%
Truro and Penwith College, Allyn building	500Mbit/s	73%	57%	8%	7%	67%	78%	87%	9%	23%	21%	24%	1%
Truro and Penwith College, Fal Building	1Gbit/s								31%	40%	39%	40%	16%
University of Bath, Link 1	10Gbit/s	26%	8%	8%	8%	11%	26%	29%	28%	29%	31%	33%	32%
University of Bath, Link 2	10Gbit/s	<0.5%	<0.5%	<0.5%	<0.5%	<0.5%	<0.5%	<0.5%	<0.5%	<0.5%	<0.5%	<0.5%	<0.5%
University of Bristol, via UB	10Gbit/s	41%	33%	27%	27%	33%	43%	57%	48%	58%	56%	71%	55%
University of Bristol, via UWE 1	10Gbit/s	<0.5%	<0.5%	<0.5%		<0.5%							
University of Bristol, via UWE 2	10Gbit/s	<0.5%	<0.5%	<0.5%	<0.5%	<0.5%	<0.5%	<0.5%	<0.5%	<0.5%	<0.5%	<0.5%	<0.5%
University of Exeter, via Exeter College	10Gbit/s	<0.5%	<0.5%	<0.5%	<0.5%	<0.5%	<0.5%	<0.5%	<0.5%	<0.5%	<0.5%	<0.5%	<0.5%
University of Exeter, via University of Exeter	10Gbit/s	12%	7%	9%	8%	12%	16%	18%	8%	15%	20%	20%	13%
University of Gloucestershire	10Gbit/s	11%	6%	3%	2%	11%	12%	14%	12%	14%	16%	15%	12%
University of Plymouth, Link 1	10Gbit/s	15%	7%	5%	6%	13%	18%	19%	17%	17%	21%	21%	15%
University of Plymouth, Link 2	1Gbit/s	<0.5%	<0.5%	<0.5%	<0.5%	<0.5%	<0.5%	<0.5%	<0.5%	<0.5%	<0.5%	<0.5%	<0.5%
University of Plymouth, Link 3	1Gbit/s	<0.5%	<0.5%	<0.5%	<0.5%	<0.5%	<0.5%	<0.5%	<0.5%	<0.5%	<0.5%	<0.5%	<0.5%
University of St Mark & St John	1Gbit/s	14%	5%	3%	3%	17%	22%	24%	19%	22%	25%	26%	18%
University of the West of England, Bristol, Link 1	10Gbit/s	5%	3%	4%	3%	7%	10%	11%	5%	9%	11%	12%	8%
University of the West of England, Bristol, Link 2	1Gbit/s	<0.5%	<0.5%	<0.5%	<0.5%	<0.5%	<0.5%	<0.5%	<0.5%	<0.5%	<0.5%	<0.5%	<0.5%
University of the West of England, Bristol, Link 3	10Gbit/s	<0.5%	<0.5%	<0.5%	<0.5%	<0.5%	<0.5%	<0.5%	<0.5%	<0.5%	<0.5%	<0.5%	<0.5%
WESC Foundation	100Mbit/s	11%	11%	9%	5%	10%	9%	10%	9%	12%	11%	13%	9%
Weston College	1Gbit/s	45%	32%	12%	9%	25%	36%	48%	26%	41%	36%	40%	22%
William Morris Camphill Community, Specialist College	100Mbit/s	4%	6%	7%	3%	13%	13%	9%	9%	10%	13%	13%	10%
Wiltshire College, Trowbridge Campus	1Gbit/s	23%	19%	3%	3%	18%	20%	23%	16%	23%	22%	25%	15%
Workers' Educational Association, Bristol	10Mbit/s	4%	6%	4%	5%	4%	4%	5%	3%	5%	5%	5%	4%
Workers' Educational Association, South West	10Mbit/s	3%	4%	4%	4%	4%	3%	3%	2%	3%	3%	3%	3%
Yeovil College	200Mbit/s	49%	40%	7%	7%	36%	39%	54%	54%	58%	58%	59%	24%