

janet

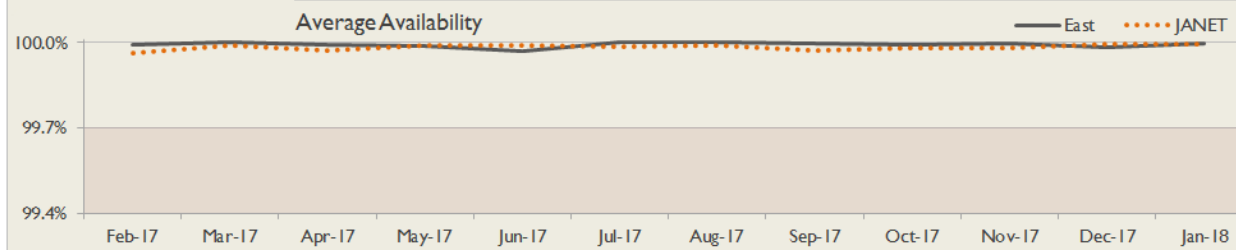
East Service Report

January 2018

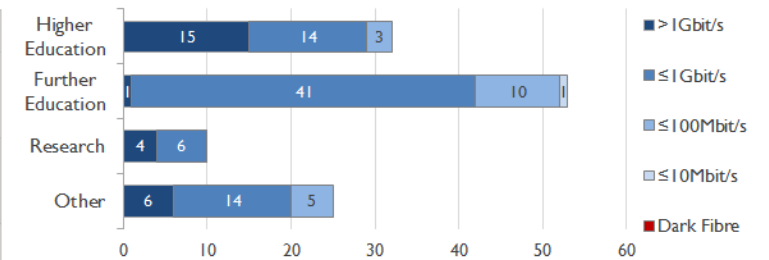


Service Reliability

The SLA sets a target minimum of 99.7% availability for each service averaged over a 12 month rolling period

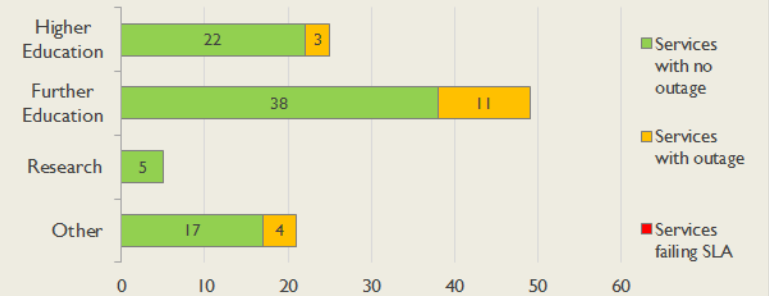


Connections in East by Contractual Bandwidth



Average Availability of All Services in East				Average Availability of All Services in Janet			
Jan 2018	Equivalent Unavailability in Minutes per Service	12 Months Rolling	Equivalent Unavailability in Minutes per Service	Jan 2018	Equivalent Unavailability in Minutes per Service	12 Months Rolling	Equivalent Unavailability in Minutes per Service
>99.99%	1	>99.99%	43	>99.99%	3	99.98%	85
Mean Time to Repair		Average Faults per Service per Year		Mean Time to Repair		Average Faults per Service per Year	
2h 43m		0.40		5h 02m		0.40	
Based on 81 faults over the last 24 months				Based on 914 faults over the last 24 months			

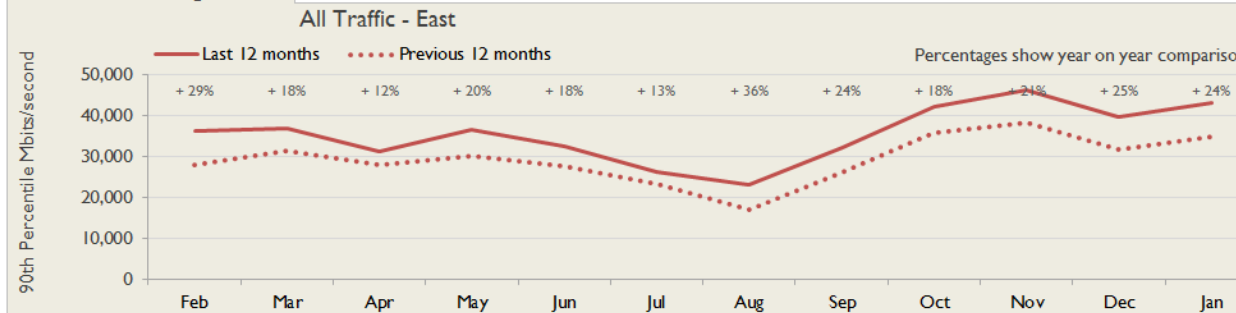
East Service Outages - Last 12 Months



NB: Periods of scheduled and emergency maintenance are not included in reliability performance statistics

Connection Usage

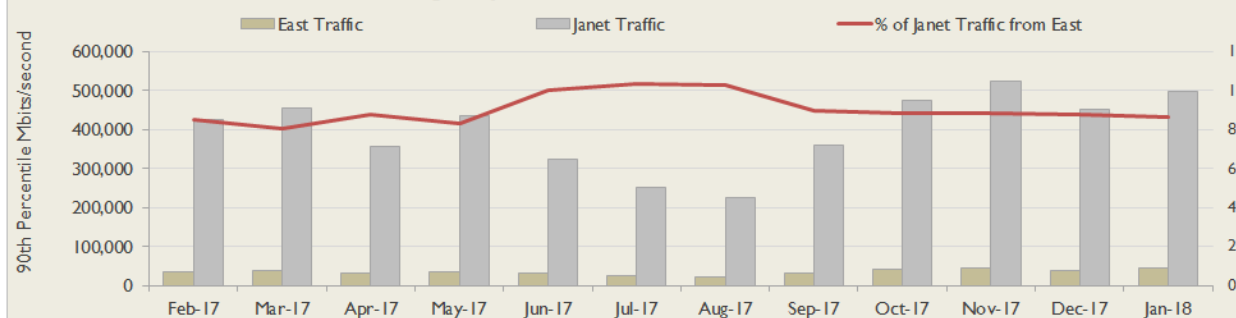
Traffic usage is expressed as the sum, in megabits per second, of 90th percentile readings taken during the month, in whichever direction is the greater, for all links being charted



% Utilisation of Available Contractual Bandwidth at 90th Percentile



East Traffic Against Janet Traffic



Service Availability

The SLA target sets a minimum of 99.7% availability for each customer, averaged over a 12 month rolling period

Periods of scheduled and emergency maintenance are discounted when calculating availability of services

Monthly and annual availabilities falling below 99.7% are highlighted

* Service has resilience - where an organisation retains connectivity during an outage period by means of a second connection, the outage is not counted against its availability figures

Service	Feb 17	Mar 17	Apr 17	May 17	Jun 17	Jul 17	Aug 17	Sep 17	Oct 17	Nov 17	Dec 17	Jan 18	12 Month Rolling Availability
Anglia Ruskin University, Cambridge Campus	100%	100%	100%	100%	100%	100%	100%	100%	100%	100%	100%	100%	100%
Anglia Ruskin University, Chelmsford Campus	100%	100%	100%	100%	100%	100%	100%	100%	100%	100%	100%	100%	100%
Barnfield College	100%	100%	100%	100%	100%	100%	100%	100%	100%	100%	100%	100%	100%
Bedford College	100%	100%	100%	100%	100%	100%	100%	100%	100%	100%	100%	100%	100%
Brunel University London, National Structural Integrity Research Centre	100%	100%	100%	100%	100%	100%	100%	100%	100%	100%	100%	100%	100%
Cambridge Regional College, Cambridge Campus	100%	100%	100%	100%	100%	100%	100%	100%	100%	100%	100%	100%	100%
Cambridge Regional College, Huntingdon Campus *	100%	100%	100%	100%	100%	100%	100%	100%	100%	100%	100%	100%	100%
Central Bedfordshire College	100%	100%	100%	100%	100%	100%	100%	100%	100%	100%	100%	100%	100%
Chelmsford College	100%	100%	100%	100%	100%	100%	100%	100%	100%	100%	100%	100%	100%
City College Norwich	100%	100%	100%	100%	100%	100%	100%	100%	100%	100%	100%	100%	100%
City College Norwich, via Norwich	100%	100%	100%	100%	100%	100%	100%	100%	100%	100%	100%	100%	100%
City College Norwich, via Telehouse West	100%	100%	100%	99.87%	100%	100%	100%	100%	100%	100%	100%	100%	99.99%
Colchester Institute, Braintree Campus *	100%	100%	100%	100%	100%	100%	100%	100%	100%	100%	100%	100%	100%
Colchester Institute, Colchester Campus [1]	100%	100%	100%	100%	100%	100%	100%	100%	100%	100%	100%	100%	100%
Colchester Institute, Colchester Campus [2]	100%	100%	100%	100%	100%	100%	100%	100%	100%	99.90%	100%	100%	>99.99%
Cranfield University *	100%	100%	100%	100%	100%	100%	100%	100%	100%	100%	100%	100%	100%
East Norfolk Sixth Form College	100%	100%	100%	100%	100%	100%	100%	100%	100%	100%	100%	100%	100%
East of England Broadband Network, Bedford Borough Council *	100%	100%	100%	100%	100%	100%	100%	100%	100%	100%	100%	100%	100%
East of England Broadband Network, Cambridgeshire County Council	100%	100%	100%	100%	100%	100%	100%	100%	100%	100%	100%	100%	100%
East of England Broadband Network, Central Bedfordshire Council	100%	100%	100%	100%	100%	100%	100%	100%	98.98%	100%	100%	100%	99.92%
East of England Broadband Network, Luton Borough Council	100%	100%	100%	100%	100%	100%	100%	100%	100%	100%	100%	100%	100%

Service	Feb 17	Mar 17	Apr 17	May 17	Jun 17	Jul 17	Aug 17	Sep 17	Oct 17	Nov 17	Dec 17	Jan 18	12 Month Rolling Availability
East of England Broadband Network, Peterborough City Council - Bayard Place	100%	100%	100%	100%	100%	100%	100%	100%	100%	100%	100%	100%	100%
East of England Broadband Network, Southend on Sea Borough Council *	100%	100%	100%	100%	100%	100%	100%	100%	100%	100%	100%	100%	100%
East of England Broadband Network, Suffolk County Council	100%	100%	100%	100%	100%	100%	100%	100%	100%	100%	100%	100%	100%
East of England Broadband Network, Thurrock Council, Grays	100%	100%	100%	99.87%	100%	100%	100%	100%	100%	100%	100%	100%	99.99%
East of England Broadband Network, Thurrock Council, Tilbury	100%	100%	100%	100%	97.24%	100%	100%	100%	100%	100%	100%	100%	99.77%
Easton and Otley College, Easton Campus	100%	100%	100%	100%	100%	100%	100%	100%	100%	100%	100%	100%	100%
Easton and Otley College, Otley Campus	100%	100%	100%	100%	100%	100%	100%	100%	100%	100%	100%	100%	100%
Essex County Council, Personal & Community Development	100%	100%	100%	100%	100%	100%	100%	100%	100%	100%	100%	100%	100%
European Bioinformatics Institute *	100%	100%	100%	100%	100%	100%	100%	100%	100%	100%	100%	100%	100%
GEANT Limited *	100%	100%	100%	100%	100%	100%	100%	100%	100%	100%	100%	100%	100%
Genome Research Limited, Wellcome Trust Sanger Institute *	100%	100%	100%	100%	100%	100%	100%	100%	100%	100%	100%	100%	100%
Great Yarmouth College	100%	100%	100%	100%	100%	100%	100%	100%	100%	100%	100%	100%	100%
Harlow College	100%	100%	100%	100%	100%	100%	100%	100%	100%	100%	100%	100%	100%
Hertford Regional College, Broxbourne Campus	100%	100%	100%	100%	100%	100%	100%	100%	100%	100%	100%	100%	100%
Hertford Regional College, Ware Campus	100%	100%	100%	99.87%	100%	100%	100%	100%	100%	100%	100%	100%	99.99%
Hertfordshire County Council	100%	100%	100%	100%	100%	100%	100%	100%	100%	100%	100%	100%	100%
Hills Road Sixth Form College	100%	100%	100%	100%	100%	100%	100%	100%	100%	100%	100%	100%	100%
Imperial War Museum, IWM Duxford	100%	100%	100%	100%	100%	100%	100%	100%	100%	100%	100%	100%	100%
Jisc Commercial Limited, Vergis									100%	100%	100%	100%	<12 Months
LifeArc, Stevenage Bioscience Catalyst	100%	100%	100%	100%	100%	100%	100%	100%	100%	100%	100%	100%	100%
Long Road Sixth Form College *	100%	100%	100%	100%	100%	100%	100%	100%	100%	100%	100%	100%	100%
Lowestoft College	100%	100%	100%	99.87%	100%	100%	100%	100%	100%	100%	100%	100%	99.99%
Lowestoft Sixth Form College	100%	100%	100%	99.87%	100%	100%	100%	100%	100%	100%	100%	100%	99.99%
Luton Sixth Form College	100%	100%	100%	100%	100%	100%	100%	100%	100%	100%	100%	100%	100%
Milton Keynes College, Bletchley Campus	100%	100%	100%	100%	100%	100%	100%	100%	100%	100%	100%	100%	100%

Service	Feb 17	Mar 17	Apr 17	May 17	Jun 17	Jul 17	Aug 17	Sep 17	Oct 17	Nov 17	Dec 17	Jan 18	12 Month Rolling Availability
Milton Keynes College, Chaffron Way Campus	100%	100%	100%	100%	100%	100%	100%	100%	100%	100%	100%	100%	100%
Milton Keynes College, Silbury Campus	100%	100%	100%	100%	100%	100%	100%	100%	100%	100%	100%	100%	100%
Milton Keynes Council, Personal & Community Development	100%	100%	100%	100%	100%	100%	100%	100%	100%	100%	100%	100%	100%
Moulton College *	100%	100%	100%	100%	100%	100%	100%	100%	100%	100%	100%	100%	100%
Natural Environment Research Council, British Antarctic Survey	100%	100%	100%	100%	100%	100%	100%	100%	100%	100%	100%	100%	100%
NBI Partnership Limited *	100%	100%	100%	100%	100%	100%	100%	100%	100%	100%	100%	100%	100%
New College Stamford, Drift Road	100%	100%	100%	100%	100%	100%	100%	100%	100%	100%	100%	100%	100%
Northamptonshire County Council	100%	100%	100%	100%	100%	100%	100%	100%	100%	100%	100%	100%	100%
North Hertfordshire College, Hitchin Centre	100%	100%	100%	99.87%	100%	100%	100%	100%	100%	100%	100%	99.71%	99.97%
North Hertfordshire College, Stevenage Centre	100%	100%	100%	100%	100%	100%	100%	100%	100%	100%	100%	100%	100%
Norwich University of the Arts *	100%	100%	100%	100%	100%	100%	100%	100%	100%	100%	100%	100%	100%
Oaklands College, St Albans Campus	100%	100%	100%	100%	100%	100%	100%	100%	100%	100%	100%	100%	100%
Oaklands College, Welwyn Garden City Campus	100%	100%	100%	100%	100%	100%	100%	100%	100%	100%	100%	100%	100%
Peterborough City Council, Personal & Community Development	100%	100%	100%	100%	100%	100%	100%	100%	100%	100%	100%	100%	100%
Peterborough Regional College	100%	100%	100%	100%	100%	100%	100%	100%	100%	100%	100%	100%	100%
Peterborough Regional College, Additional Connection	100%	100%	100%	100%	100%	100%	100%	100%	100%	99.90%	100%	100%	>99.99%
Prospects College of Advanced Technology	100%	100%	100%	100%	100%	100%	100%	100%	100%	100%	100%	100%	100%
Rothamsted Research Limited, Harpenden *	100%	100%	100%	100%	100%	100%	100%	100%	100%	100%	100%	100%	100%
SEEVIC College	100%	100%	100%	100%	100%	100%	100%	100%	100%	100%	100%	100%	100%
Southend-on-Sea Borough Council, Personal & Community Development	100%	100%	100%	100%	100%	100%	100%	100%	100%	100%	100%	100%	100%
South Essex College of Further and Higher Education	100%	100%	100%	100%	100%	100%	100%	100%	100%	100%	100%	100%	100%
Suffolk New College, via Teleticity Powergate	100%	100%	100%	100%	100%	100%	100%	100%	100%	99.90%	100%	100%	>99.99%
Suffolk New College, via University of Essex	100%	100%	100%	100%	100%	100%	100%	100%	100%	100%	100%	100%	100%
The Babraham Institute *	100%	100%	100%	100%	100%	100%	100%	100%	100%	100%	100%	100%	100%
The College of West Anglia, King's Lynn Campus	100%	100%	99.41%	100%	100%	100%	100%	100%	100%	100%	100%	100%	99.95%
The College of West Anglia, Wisbech Campus	100%	100%	100%	100%	100%	100%	100%	100%	100%	99.90%	100%	100%	>99.99%
The Congregation Of The Daughters Of The Cross Of Liege	100%	100%	100%	100%	100%	100%	100%	100%	100%	100%	100%	100%	100%

Service	Feb 17	Mar 17	Apr 17	May 17	Jun 17	Jul 17	Aug 17	Sep 17	Oct 17	Nov 17	Dec 17	Jan 18	12 Month Rolling Availability
The Open University, Cambridge	100%	100%	100%	100%	100%	100%	100%	100%	100%	100%	100%	100%	100%
The Open University, Milton Keynes *	100%	100%	100%	100%	100%	100%	100%	100%	100%	100%	100%	100%	100%
The Sixth Form College, Colchester	100%	100%	100%	100%	100%	100%	100%	100%	100%	100%	100%	100%	100%
The University of Buckingham	100%	100%	100%	100%	100%	100%	100%	100%	100%	100%	100%	100%	100%
The University of Northampton *	100%	100%	100%	100%	100%	100%	100%	100%	100%	100%	100%	100%	100%
Thurrock Council, Personal & Community Development	100%	100%	100%	100%	100%	100%	100%	100%	100%	100%	100%	100%	100%
Tresham College of Further and Higher Education, Kettering Campus	100%	100%	100%	100%	100%	100%	100%	100%	100%	100%	100%	100%	100%
TWI Ltd	100%	100%	100%	99.68%	100%	100%	100%	100%	100%	100%	100%	100%	99.97%
University of Bedfordshire, Bedford Campus	100%	100%	100%	100%	100%	100%	100%	100%	100%	100%	98.11%	100%	99.84%
University of Bedfordshire, Luton Campus	100%	100%	100%	100%	100%	100%	100%	100%	100%	100%	100%	100%	100%
University of Bedfordshire, Milton Keynes	100%	100%	100%	100%	100%	100%	100%	100%	100%	100%	100%	100%	100%
University of Cambridge *	100%	100%	100%	100%	100%	100%	100%	100%	100%	100%	100%	100%	100%
University of Cambridge, Cambridge University Press	100%	100%	100%	100%	100%	100%	100%	100%	100%	100%	100%	100%	100%
University of Cambridge, William Gates Building	100%	100%	100%	100%	100%	100%	100%	100%	100%	100%	100%	100%	100%
University of East Anglia, Norwich Campus *	100%	100%	100%	100%	100%	100%	100%	100%	100%	100%	100%	99.98%	>99.99%
University of Edinburgh, Astronomy: IGE Edinburgh to Cambridge JLPID:1025											100%	100%	<12 Months
University of Essex *	100%	100%	100%	100%	100%	100%	100%	100%	100%	100%	100%	100%	100%
University of Essex, Colchester Campus	99.21%	100%	100%	100%	100%	100%	100%	100%	100%	100%	100%	100%	99.93%
University of Essex, Social Science Research Centre Building	100%	100%	100%	100%	100%	100%	100%	100%	100%	100%	100%	100%	100%
University of Essex, Southend Campus, Gateway Building	100%	100%	100%	100%	100%	100%	100%	100%	100%	100%	100%	100%	100%
University of Essex, Southend Campus, University Square	100%	100%	100%	100%	100%	100%	100%	100%	100%	100%	100%	100%	100%
University of Hertfordshire *	100%	100%	100%	100%	100%	100%	100%	100%	100%	100%	100%	100%	100%
University of Suffolk Limited, Perry Building *	100%	100%	100%	100%	100%	100%	100%	100%	100%	100%	100%	100%	100%
West Herts College, Dacorum Campus	100%	100%	100%	100%	100%	100%	100%	100%	100%	100%	100%	100%	100%
West Herts College, Watford Campus	100%	100%	100%	100%	100%	100%	100%	100%	100%	100%	100%	100%	100%
West Suffolk College, Additional Connection	100%	100%	100%	99.87%	100%	100%	100%	99.47%	100%	100%	100%	100%	99.94%
Workers' Educational Association, Eastern	100%	100%	100%	100%	100%	100%	100%	100%	100%	100%	100%	100%	100%
Writtle University College	100%	100%	100%	100%	100%	100%	100%	100%	100%	100%	100%	100%	100%

Connection outages for current month

Maintenance outages are included in this table - only unscheduled maintenance is counted against availability.

Some of the outages reported below are on circuits which are not connected through the selected region - they appear in the table because they are part of a service whose primary connection does belong to this region.

Connection	Start Date and Time	End Date and Time	Parking hh:mm	Duration hh:mm	Fault Type	Description
City College Norwich, via Norwich	26/12/2017 18:58	02/01/2018 07:49	00:00	156:51	Customer Equipment	Router issue
City College Norwich, via Norwich	06/01/2018 03:08	08/01/2018 07:46	23:49	04:49	Managed Router Other	MRS WAN interface froze due to IOS issue
European Bioinformatics Institute, Genome Campus via Telehouse	16/01/2018 10:03	16/01/2018 10:13	00:00	00:10	Regional Network Line	Emergency maintenance
North Hertfordshire College, Stevenage Centre	21/01/2018 23:01	22/01/2018 11:35	00:00	12:34	Customer Environment	Site power outage
University of East Anglia, Norwich Campus, via Telehouse West	16/01/2018 10:03	16/01/2018 10:13	00:00	00:10	Regional Network Line	Emergency maintenance
University of East Anglia, Norwich Campus, via Lowdham	03/01/2018 16:02	03/01/2018 16:14	00:00	00:12	Customer Scheduled Maintenance	Site patching maintenance
University of East Anglia, Norwich Campus, via Lowdham	16/01/2018 10:03	16/01/2018 10:13	00:00	00:10	Regional Network Line	Emergency maintenance
NBI Partnership Limited, John Innes Centre	16/01/2018 10:03	16/01/2018 10:13	00:00	00:10	Regional Network Line	Emergency maintenance
East of England Broadband Network, Cambridgeshire County Council	13/01/2018 11:22	13/01/2018 11:41	00:00	00:19	Customer Unscheduled Maintenance	Customer unscheduled router maintenance
East of England Broadband Network, Thurrock Council, Grays	08/01/2018 10:39	08/01/2018 10:54	00:00	00:15	Customer Equipment	Customer equipment issue
The Babraham Institute, via Chelmsford	12/01/2018 14:30	12/01/2018 14:43	00:00	00:13	Customer Unscheduled Maintenance	Customer unscheduled power maintenance
University of Essex, Loughton Campus	20/01/2018 10:03	20/01/2018 15:51	00:00	05:48	Customer Unscheduled Maintenance	Customer unscheduled maintenance

Connection	Start Date and Time	End Date and Time	Parking hh:mm	Duration hh:mm	Fault Type	Description
North Hertfordshire College, Hitchin Centre, via Teleday Powergate	03/01/2018 16:57	03/01/2018 19:05	00:00	02:08	Telco Equipment	Faulty card in telco network
Genome Research Limited, Wellcome Trust Sanger Institute, via Teleday Powergate	16/01/2018 10:03	16/01/2018 10:13	00:00	00:10	Regional Network Line	Emergency maintenance

Link Utilisation of Contractual Bandwidth

The table shows utilisation at the 90th percentile, i.e. for 90% of the samples within the period the traffic was at or below the level shown and for 10% of the samples traffic was above the level shown. The figure therefore gives a reasonable indication of the loading of the connection during the busiest periods. The measurements are shown as a percentage of the available contractual bandwidth, and only the highest of the to/from readings for the month is used.

Connection	Current Bandwidth	Feb-17	Mar-17	Apr-17	May-17	Jun-17	Jul-17	Aug-17	Sep-17	Oct-17	Nov-17	Dec-17	Jan-18
Anglia Ruskin University, Cambridge Campus	10Gbit/s	4%	5%	4%	3%	2%	2%	1%	2%	5%	6%	4%	2%
Anglia Ruskin University, Chelmsford Campus	10Gbit/s	2%	2%	1%	1%	1%	1%	1%	1%	2%	2%	2%	1%
Barnfield College	1Gbit/s	95%	12%	6%	12%	9%	1%	1%	8%	9%	11%	8%	9%
Bedford College	1Gbit/s	35%	39%	20%	40%	28%	5%	5%	24%	36%	42%	28%	40%
Brunel University London, National Structural Integrity Research Centre	1Gbit/s	<0.5%	<0.5%	<0.5%	<0.5%	<0.5%	<0.5%	<0.5%	<0.5%	<0.5%	<0.5%	<0.5%	<0.5%
Cambridge Regional College, Cambridge Campus	1Gbit/s	25%	27%	12%	26%	21%	4%	3%	20%	25%	32%	24%	31%
Cambridge Regional College, Huntingdon Campus, via Cambridge	1Gbit/s	6%	7%	2%	7%	6%	1%	1%	3%	4%	5%	4%	5%
Cambridge Regional College, Huntingdon Campus, via Telehouse West	100Mbit/s	<0.5%	<0.5%	<0.5%	<0.5%	<0.5%	<0.5%	<0.5%	<0.5%	<0.5%	<0.5%	<0.5%	<0.5%
Central Bedfordshire College	1Gbit/s	9%	10%	5%	9%	7%	3%	3%	8%	10%	11%	5%	10%
Chelmsford College	500Mbit/s	23%	27%	10%	24%	15%	3%	5%	15%	19%	24%	11%	22%
City College Norwich	1Gbit/s	7%	8%	1%	7%	2%	1%	<0.5%	6%	6%	8%	6%	8%
City College Norwich, via Norwich	1Gbit/s	23%	26%	14%	23%	19%	8%	4%	18%	20%	23%	17%	22%
City College Norwich, via Telehouse West	1Gbit/s	27%	33%	15%	30%	18%	4%	2%	17%	20%	22%	14%	20%
Colchester Institute, Braintree Campus, via Chelmsford	1Gbit/s	6%	7%	1%	8%	6%	1%	<0.5%	3%	6%	8%	5%	8%
Colchester Institute, Braintree Campus, via Telehouse West	100Mbit/s	<0.5%	<0.5%	<0.5%	<0.5%	<0.5%	<0.5%	<0.5%	<0.5%	<0.5%	<0.5%	<0.5%	<0.5%
Colchester Institute, Colchester Campus [1], via University of Essex	1Gbit/s	10%	12%	5%	15%	9%	4%	3%	8%	11%	14%	10%	12%
Colchester Institute, Colchester Campus [2], via Telecity Powergate	100Mbit/s	<0.5%	<0.5%	<0.5%	<0.5%	<0.5%	<0.5%	<0.5%	<0.5%	<0.5%	<0.5%	<0.5%	<0.5%
Cranfield University, via Milton Keynes	10Gbit/s	8%	8%	8%	8%	8%	8%	8%	6%	9%	10%	8%	10%
Cranfield University, via Telehouse North	1Gbit/s	<0.5%	<0.5%	<0.5%	<0.5%	<0.5%	<0.5%	<0.5%	<0.5%	<0.5%	<0.5%	<0.5%	<0.5%
East Norfolk Sixth Form College	1Gbit/s	14%	17%	4%	17%	10%	5%	5%	14%	14%	22%	13%	20%
East of England Broadband Network, Bedford Borough Council, Borough Hall	1Gbit/s	13%	15%	44%	15%	16%	15%	8%	17%	17%	19%	17%	20%

Connection	Current Bandwidth	Feb-17	Mar-17	Apr-17	May-17	Jun-17	Jul-17	Aug-17	Sep-17	Oct-17	Nov-17	Dec-17	Jan-18
East of England Broadband Network, Bedford Borough Council, Borough Hall Failover	1Gbit/s	<0.5%	<0.5%	<0.5%	<0.5%	<0.5%	<0.5%	<0.5%	<0.5%	<0.5%	<0.5%	<0.5%	<0.5%
East of England Broadband Network, Cambridgeshire County Council	10Gbit/s	11%	12%	5%	11%	11%	10%	2%	13%	13%	15%	14%	15%
East of England Broadband Network, Central Bedfordshire Council	1Gbit/s	40%	44%	30%	44%	42%	38%	18%	42%	44%	52%	45%	52%
East of England Broadband Network, Luton Borough Council	1Gbit/s	8%	9%	9%	10%	11%	10%	10%	10%	10%	10%	8%	11%
East of England Broadband Network, Peterborough City Council - Bayard Place	10Gbit/s	6%	6%	3%	6%	6%	5%	2%	6%	6%	7%	7%	7%
East of England Broadband Network, Southend on Sea Borough Council, via Anglia Ruskin	10Gbit/s	33%	37%	19%	37%	36%	39%	15%	39%	38%	43%	44%	5%
East of England Broadband Network, Suffolk County Council	2Gbit/s	26%	28%	14%	27%	25%	24%	5%	23%	24%	27%	25%	24%
East of England Broadband Network, Thurrock Council, Grays	1Gbit/s	4%	5%	4%	4%	4%	4%	4%	4%	4%	5%	4%	2%
East of England Broadband Network, Thurrock Council, Tilbury	1Gbit/s	14%	15%	13%	21%	18%	21%	5%	18%	16%	18%	19%	23%
Easton and Otley College, Easton Campus	1Gbit/s	14%	15%	11%	14%	12%	5%	6%	13%	13%	15%	13%	14%
Easton and Otley College, Otley Campus	1Gbit/s	6%	7%	4%	7%	6%	2%	3%	9%	9%	7%	6%	7%
Essex County Council, Personal & Community Development	100Mbit/s	<0.5%	<0.5%	<0.5%	<0.5%	<0.5%	<0.5%	<0.5%	<0.5%	<0.5%	<0.5%	<0.5%	<0.5%
European Bioinformatics Institute, Genome Campus via Cambridge	1Gbit/s	5%	8%	5%	50%	65%	52%	52%	62%	42%	73%	76%	52%
European Bioinformatics Institute, Genome Campus via Telehouse	10Gbit/s	<0.5%	<0.5%	<0.5%	<0.5%	<0.5%	<0.5%	<0.5%	<0.5%	<0.5%	<0.5%	<0.5%	<0.5%
European Bioinformatics Institute, Hemel Hempstead Data Centre	10Gbit/s	64%	56%	65%	59%	75%	70%	71%	72%	81%	95%	94%	70%
GEANT Limited, City House via Cambridge	1Gbit/s	10%	1%		1%	<0.5%	<0.5%	<0.5%	<0.5%	1%	1%	1%	1%
GEANT Limited, Clifton Court	1Gbit/s	<0.5%	<0.5%	<0.5%	<0.5%	<0.5%	<0.5%	<0.5%	<0.5%	<0.5%	<0.5%	<0.5%	<0.5%
Genome Research Limited, Wellcome Trust Sanger Institute, via Telecity Powergate	10Gbit/s	<0.5%	<0.5%	<0.5%	<0.5%	<0.5%	<0.5%	<0.5%	<0.5%	<0.5%	<0.5%	<0.5%	<0.5%
Genome Research Limited, Wellcome Trust Sanger Institute, via Telehouse West	10Gbit/s	10%	12%	8%	13%	9%	8%	8%	8%	5%	9%	5%	10%
Great Yarmouth College	1Gbit/s	6%	8%	2%	8%	6%	2%	1%	3%	4%	4%	1%	2%
Harlow College	1Gbit/s	9%	12%	3%	11%	7%	2%	1%	8%	11%	13%	5%	13%
Hertford Regional College, Broxbourne Campus	1Gbit/s	8%	10%	4%	11%	9%	1%	1%	9%	10%	12%	5%	12%
Hertford Regional College, Ware Campus	1Gbit/s	6%	6%	5%	5%	4%	2%	1%	5%	5%	7%	3%	6%

Connection	Current Bandwidth	Feb-17	Mar-17	Apr-17	May-17	Jun-17	Jul-17	Aug-17	Sep-17	Oct-17	Nov-17	Dec-17	Jan-18
Hertfordshire County Council	1Gbit/s	<0.5%	<0.5%	<0.5%	<0.5%	<0.5%	<0.5%	<0.5%	<0.5%	<0.5%	<0.5%	<0.5%	1%
Hills Road Sixth Form College	1Gbit/s	11%	18%	5%	11%	7%	8%	2%	12%	16%	18%	15%	17%
Imperial War Museum, IWM Duxford	1Gbit/s	7%	6%	6%	6%	6%	4%	10%	14%	13%	15%	13%	14%
Jisc Commercial Limited, Vergis	1Gbit/s									3%	4%	2%	5%
LifeArc, Stevenage Bioscience Catalyst	1Gbit/s	<0.5%	1%	1%	1%	1%	1%	1%	1%	1%	1%	5%	3%
Long Road Sixth Form College	1Gbit/s	16%	18%	3%	13%	8%	2%	1%	13%	12%	17%	8%	15%
Long Road Sixth Form College, Link 2	1Gbit/s	<0.5%	<0.5%	<0.5%	<0.5%	<0.5%	<0.5%	<0.5%	<0.5%	<0.5%	<0.5%	<0.5%	<0.5%
Lowestoft College	100Mbit/s	35%	38%	20%	36%	34%	7%	11%	45%	55%	65%	53%	60%
Lowestoft Sixth Form College	100Mbit/s	26%	35%	12%	29%	22%	9%	4%	19%	22%	32%	12%	30%
Luton Sixth Form College	1Gbit/s	25%	30%	6%	27%	15%	2%	1%	24%	27%	31%	20%	33%
Milton Keynes College, Bletchley Campus	1Gbit/s	8%	9%	4%	8%	3%	2%	2%	7%	8%	9%	3%	9%
Milton Keynes College, Chaffron Way Campus	1Gbit/s	21%	24%	18%	21%	16%	7%	6%	19%	20%	23%	10%	22%
Milton Keynes College, Silbury Campus	100Mbit/s	<0.5%	<0.5%	<0.5%	<0.5%	<0.5%	<0.5%	<0.5%	<0.5%	<0.5%	<0.5%	<0.5%	<0.5%
Milton Keynes Council, Personal & Community Development	100Mbit/s	17%	17%	16%	17%	17%	17%	19%	19%	17%	17%	14%	22%
Moulton College, Moulton Campus	1Gbit/s	105%	109%	67%	103%	137%	9%	6%	14%	18%	23%	17%	21%
Natural Environment Research Council, British Antarctic Survey	1Gbit/s	14%	12%	12%	16%	15%	17%	16%	17%	18%	19%	16%	17%
NBI Partnership Limited, Data Centre	10Gbit/s	<0.5%	<0.5%	<0.5%	<0.5%	<0.5%	<0.5%	<0.5%	<0.5%	<0.5%	<0.5%	<0.5%	<0.5%
NBI Partnership Limited, John Innes Centre	10Gbit/s	2%	2%	2%	2%	2%	3%	3%	2%	4%	3%	4%	4%
New College Stamford, Drift Road	1Gbit/s	12%	15%	8%	14%	12%	2%	2%	13%	13%	18%	15%	19%
Northamptonshire County Council	300Mbit/s	19%	20%	19%	19%	18%	18%	18%	19%	19%	20%	18%	19%
North Hertfordshire College, Hitchin Centre, via Telecity Powergate	1Gbit/s	7%	8%	4%	4%	2%	1%	1%	2%	2%	3%	2%	3%
North Hertfordshire College, Stevenage Centre	1Gbit/s	12%	14%	5%	14%	9%	3%	3%	9%	11%	14%	4%	14%
Norwich University of the Arts	1Gbit/s	13%	15%	7%	11%	5%	3%	3%	5%	14%	15%	11%	14%
Oaklands College, St Albans Campus	1Gbit/s	14%	15%	8%	13%	10%	3%	3%	11%	15%	17%	10%	15%
Oaklands College, Welwyn Garden City Campus	1Gbit/s	7%	9%	3%	8%	5%	1%	1%	5%	8%	10%	4%	9%
Peterborough City Council, Personal & Community Development	100Mbit/s	11%	10%	10%	12%	13%	13%	11%	11%	10%	14%	11%	15%
Peterborough Regional College	1Gbit/s	19%	21%	12%	20%	18%	5%	3%	11%	18%	21%	18%	21%
Peterborough Regional College, Additional Connection	200Mbit/s	1%	1%	1%	1%	1%	1%	<0.5%	2%	1%	1%	1%	1%
Prospects College of Advanced Technology	2Gbit/s	<0.5%	3%	1%	4%	4%	1%	<0.5%	1%	1%	1%	1%	1%

Connection	Current Bandwidth	Feb-17	Mar-17	Apr-17	May-17	Jun-17	Jul-17	Aug-17	Sep-17	Oct-17	Nov-17	Dec-17	Jan-18
Rothamsted Research Limited, Harpenden	1Gbit/s	7%	7%	8%	7%	7%	8%	7%	7%	7%	7%	5%	7%
Rothamsted Research Limited, Harpenden	1Gbit/s								<0.5%	<0.5%	<0.5%	<0.5%	<0.5%
SEEVIC College	1Gbit/s	9%	11%	3%	12%	7%	1%	2%	8%	13%	15%	11%	19%
Southend-on-Sea Borough Council, Personal & Community Development	20Mbit/s	31%	45%	46%	31%	27%	18%	11%	27%	44%	42%	31%	37%
South Essex College of Further and Higher Education	100Mbit/s	<0.5%	<0.5%	<0.5%	<0.5%	<0.5%	<0.5%	<0.5%	<0.5%	<0.5%	<0.5%	<0.5%	<0.5%
Suffolk New College, via Telecity Powergate	100Mbit/s	<0.5%	1%	<0.5%	1%	1%	<0.5%	<0.5%	<0.5%	<0.5%	1%	1%	2%
Suffolk New College, via University of Essex	1Gbit/s	18%	19%	10%	18%	10%	3%	3%	13%	16%	20%	16%	20%
The Babraham Institute, via Cambridge	1Gbit/s	11%	9%	10%	11%	8%	12%	10%	6%	9%	8%	8%	9%
The Babraham Institute, via Chelmsford	1Gbit/s	<0.5%	<0.5%	<0.5%	<0.5%	<0.5%	<0.5%	<0.5%	<0.5%	<0.5%	<0.5%	<0.5%	<0.5%
The Buckinghamshire College Group, Aylesbury College, via Telehouse	100Mbit/s										<0.5%	<0.5%	<0.5%
The College of West Anglia, King's Lynn Campus	1Gbit/s	1%	2%	1%	1%	3%	<0.5%	<0.5%	<0.5%	<0.5%	<0.5%	<0.5%	<0.5%
The College of West Anglia, Wisbech Campus	500Mbit/s	37%	38%	11%	38%	41%	13%	12%	33%	43%	58%	52%	56%
The Congregation Of The Daughters Of The Cross Of Liege	100Mbit/s	20%	22%	16%	19%	17%	18%	21%	26%	24%	22%	23%	27%
The Open University, Cambridge	100Mbit/s	7%	8%	6%	6%	8%	8%	7%	4%	1%	1%	1%	1%
The Open University, Milton Keynes, F Block	10Gbit/s	1%	1%	1%	1%	1%	1%	1%	1%	1%	1%	1%	2%
The Open University, Milton Keynes, Wellingborough	10Gbit/s	6%	8%	8%	5%	5%	5%	6%	7%	7%	7%	6%	6%
The Sixth Form College, Colchester	1Gbit/s	28%	30%	9%	20%	17%	17%	2%	38%	29%	26%	18%	24%
The University of Buckingham	1Gbit/s	33%	30%	32%	33%	30%	28%	30%	28%	33%	34%	22%	27%
The University of Northampton, Newton Building	10Gbit/s	14%	14%	12%	12%	6%	4%	<0.5%	<0.5%	10%	<0.5%	10%	<0.5%
Thurrock Council, Personal & Community Development	20Mbit/s	9%	9%	7%	48%	24%	8%	4%	6%	11%	11%	9%	48%
Tresham College of Further and Higher Education, Kettering Campus	1Gbit/s	51%	56%	17%	50%	29%	7%	7%	7%	11%	11%	8%	9%
TWI Ltd	1Gbit/s	<0.5%	<0.5%	<0.5%	<0.5%	<0.5%	<0.5%	<0.5%	<0.5%	<0.5%	<0.5%	<0.5%	<0.5%
University of Bedfordshire, Bedford Campus	1Gbit/s	<0.5%	<0.5%	<0.5%	<0.5%	<0.5%	<0.5%	<0.5%	<0.5%	<0.5%	<0.5%	<0.5%	<0.5%
University of Bedfordshire, Luton Campus	1Gbit/s	41%	43%	29%	34%	23%	20%	23%	24%	43%	46%	32%	37%
University of Bedfordshire, Milton Keynes	1Gbit/s	<0.5%	1%	<0.5%	<0.5%	<0.5%	<0.5%	<0.5%	<0.5%	<0.5%	<0.5%	<0.5%	<0.5%
University of Cambridge, Cambridge University Press	1Gbit/s	2%	2%	2%	2%	2%	2%	2%	2%	2%	2%	1%	2%
University of Cambridge, New Museums Site	20Gbit/s	25%	23%	24%	26%	26%	23%	20%	19%	27%	29%	22%	29%
University of Cambridge, University Computing Services	20Gbit/s	<0.5%	<0.5%	<0.5%	<0.5%	<0.5%	<0.5%	<0.5%	<0.5%	<0.5%	<0.5%	<0.5%	<0.5%
University of Cambridge, William Gates Building	20Gbit/s	16%	16%	15%	18%	17%	9%	8%	9%	19%	21%	13%	24%

Connection	Current Bandwidth	Feb-17	Mar-17	Apr-17	May-17	Jun-17	Jul-17	Aug-17	Sep-17	Oct-17	Nov-17	Dec-17	Jan-18
University of East Anglia, Norwich Campus, via Lowdham	10Gbit/s	4%	4%	2%	<0.5%	<0.5%	<0.5%	<0.5%	<0.5%	4%	4%	4%	3%
University of East Anglia, Norwich Campus, via Telehouse West	10Gbit/s	30%	31%	30%	33%	25%	11%	10%	22%	32%	35%	35%	37%
University of Edinburgh, Astronomy: IGE Edinburgh to Cambridge JLPID:1025	1Gbit/s											<0.5%	<0.5%
University of Essex, Colchester Campus	10Gbit/s	8%	8%	6%	8%	4%	9%	8%	8%	9%	11%	8%	9%
University of Essex, Loughton Campus	100Mbit/s	31%	27%	27%	30%	25%	12%	9%	14%	22%	25%	11%	21%
University of Essex, Oakwood Hill Campus	100Mbit/s	<0.5%	<0.5%	<0.5%	<0.5%	<0.5%	<0.5%	<0.5%	<0.5%	<0.5%	<0.5%	<0.5%	<0.5%
University of Essex, Social Science Research Centre Building	10Gbit/s	<0.5%	<0.5%	<0.5%	<0.5%	<0.5%	<0.5%	<0.5%	<0.5%	<0.5%	<0.5%	<0.5%	<0.5%
University of Essex, Southend Campus, Gateway Building	1Gbit/s	13%	16%	60%	57%	13%	79%	78%	80%	83%	84%	78%	84%
University of Essex, Southend Campus, University Square	1Gbit/s	<0.5%	<0.5%	<0.5%	<0.5%	<0.5%	<0.5%	<0.5%	<0.5%	<0.5%	<0.5%	<0.5%	<0.5%
University of Hertfordshire, via Cambridge	10Gbit/s	<0.5%	<0.5%	<0.5%	<0.5%	<0.5%	<0.5%	<0.5%	<0.5%	<0.5%	<0.5%	<0.5%	<0.5%
University of Hertfordshire, via Telehouse	10Gbit/s	29%	29%	28%	26%	13%	9%	9%	23%	33%	35%	32%	33%
University of Suffolk Limited, Perry Building, via Chelmsford	1Gbit/s	10%	11%	8%	8%	5%	16%	28%	26%	<0.5%	<0.5%	<0.5%	<0.5%
University of Suffolk Limited, Perry Building, via Ipswich	1Gbit/s	<0.5%	<0.5%	<0.5%	<0.5%	<0.5%	<0.5%	<0.5%	<0.5%	35%	35%	35%	38%
West Herts College, Dacorum Campus	1Gbit/s	11%	12%	6%	11%	6%	1%	1%	11%	13%	14%	1%	11%
West Herts College, Watford Campus	1Gbit/s	16%	17%	6%	16%	9%	3%	2%	13%	17%	21%	3%	19%
West Suffolk College, Additional Connection, via Telecit Powergate	1Gbit/s	65%	71%	10%	23%	9%	3%	3%	19%	21%	27%	14%	25%
Workers' Educational Association, Eastern	10Mbit/s	3%	3%	2%	3%	3%	3%	2%					
Writtle University College	1Gbit/s	22%	22%	18%	19%	3%	7%	3%	22%	24%	27%	23%	24%