

janet

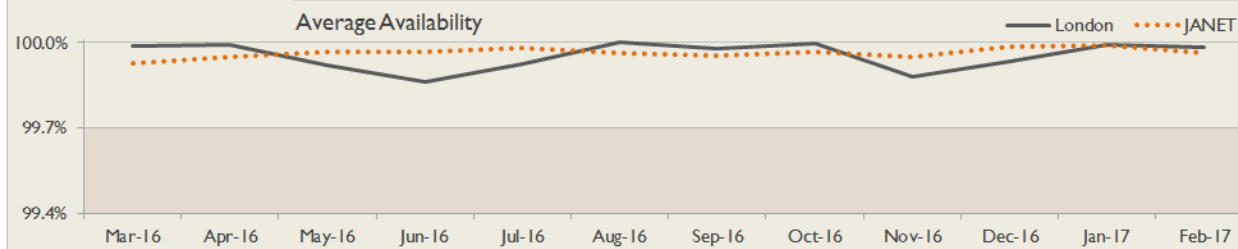
London Service Report

February 2017

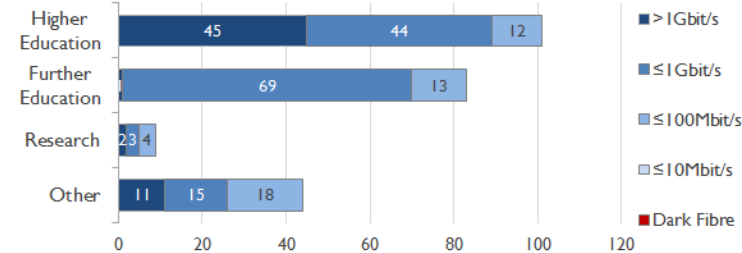


Service Reliability

The SLA sets a target minimum of 99.7% availability for each service averaged over a 12 month rolling period

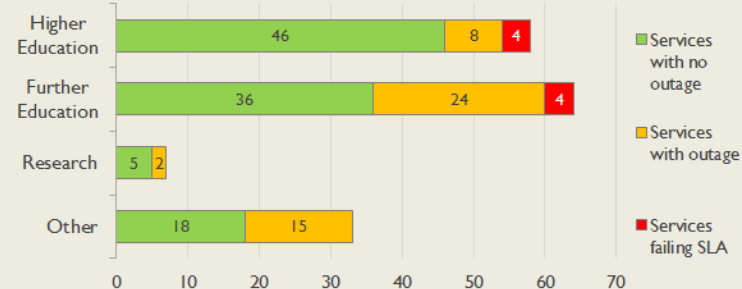


Connections in London by Contractual Bandwidth



Average Availability of All Services in London				Average Availability of All Services in Janet			
Feb 2017	Equivalent Unavailability in Minutes per Service	12 Months Rolling	Equivalent Unavailability in Minutes per Service	Feb 2017	Equivalent Unavailability in Minutes per Service	12 Months Rolling	Equivalent Unavailability in Minutes per Service
99.98%	6	99.95%	243	99.96%	15	99.96%	193
Mean Time to Repair		Average Faults per Service per Year		Mean Time to Repair		Average Faults per Service per Year	
9h 59m		0.44		5h 58m		0.60	
Based on 152 faults over the last 24 months				Based on 1334 faults over the last 24 months			

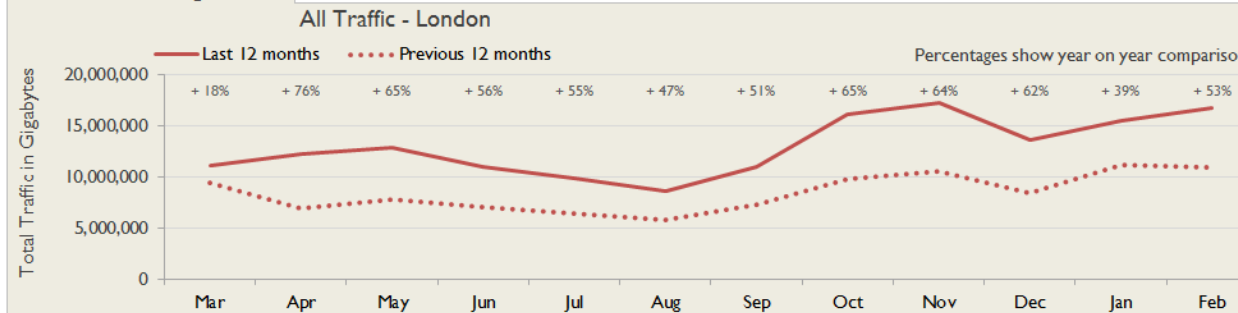
London Service Outages - Last 12 Months



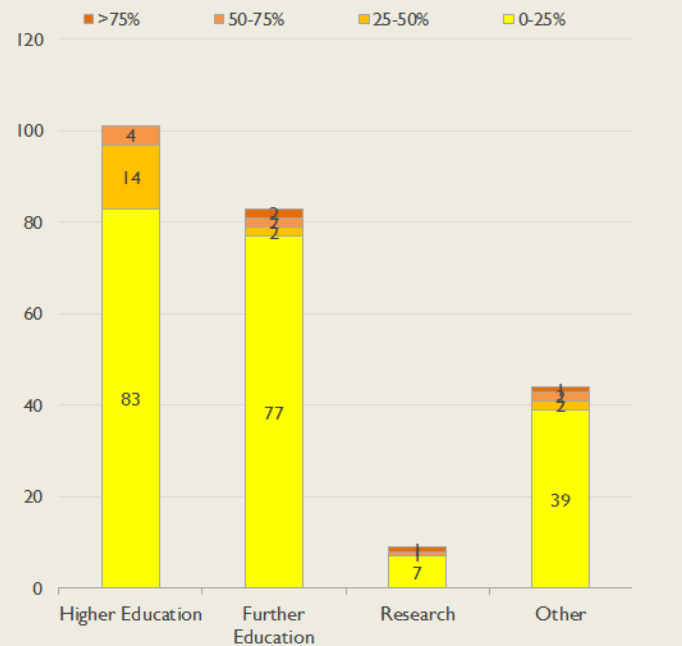
NB: Periods of scheduled and emergency maintenance are not included in reliability performance statistics

Connection Usage

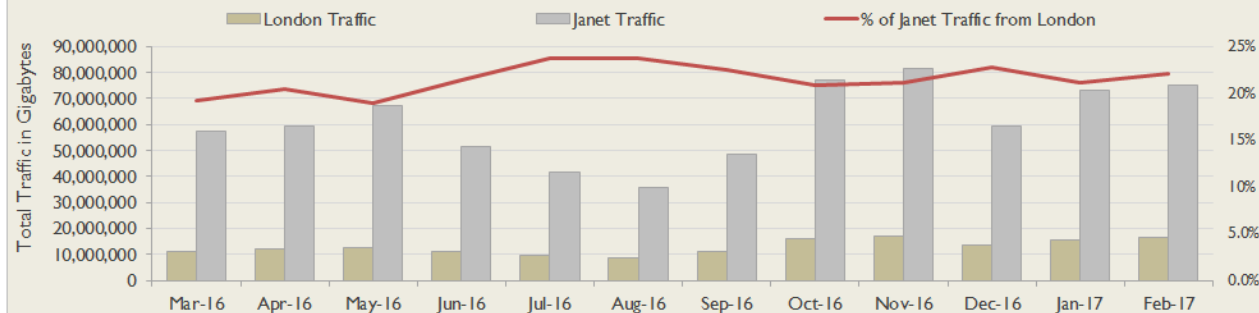
Traffic usage is expressed as the sum, in gigabytes, of the volume of data carried in both directions in the month, for all links being charted



% Utilisation of Available Contractual Bandwidth at 90th Percentile



London Traffic Against Janet Traffic



Service Availability

The SLA target sets a minimum of 99.7% availability for each customer, averaged over a 12 month rolling period

Periods of scheduled and emergency maintenance are discounted when calculating availability of services

Monthly and annual availabilities falling below 99.7% are highlighted

* Service has resilience - where an organisation retains connectivity during an outage period by means of a second connection, the outage is not counted against its availability figures

Service	Mar 16	Apr 16	May 16	Jun 16	Jul 16	Aug 16	Sep 16	Oct 16	Nov 16	Dec 16	Jan 17	Feb 17	12 Month Rolling Availability
Association of Colleges	100%	100%	100%	100%	100%	100%	100%	100%	100%	100%	100%	100%	100%
Barking and Dagenham College, Rush Green Campus	100%	100%	99.95%	100%	100%	100%	100%	100%	95.30%	100%	100%	100%	99.60%
Barking and Dagenham College, The Technical Skills Academy	100%	100%	99.92%	100%	100%	100%	100%	100%	100%	100%	100%	100%	>99.99%
Barnet and Southgate College, Southgate Campus	100%	100%	100%	100%	100%	100%	100%	100%	100%	100%	98.40%	100%	99.87%
Barnet and Southgate College, Wood Street Campus	100%	100%	100%	100%	100%	100%	100%	100%	99.57%	100%	100%	100%	99.96%
Birkbeck College *	100%	100%	100%	100%	100%	100%	100%	100%	100%	100%	100%	100%	100%
Brent London Borough Council, Personal & Community Development	100%	100%	99.41%	100%	100%	100%	100%	100%	99.57%	99.35%	100%	100%	99.86%
Bromley College of Further and Higher Education *	100%	100%	100%	100%	100%	100%	100%	100%	100%	100%	100%	100%	100%
Bromley College of Further and Higher Education, Bexley College	100%	100%	100%	100%	100%	100%	99.43%	100%	100%	100%	100%	100%	99.95%
Bromley College of Further and Higher Education, Greenwich Community College	100%	100%	100%	100%	100%	100%	100%	100%	100%	100%	100%	100%	100%
Brooke House Sixth Form College	100%	100%	100%	100%	100%	100%	100%	100%	98.01%	100%	100%	100%	99.83%
Brunel University London, Uxbridge *	100%	100%	100%	100%	100%	100%	100%	100%	100%	100%	100%	100%	100%
Buckinghamshire New University, Uxbridge Campus	100%	100%	100%	100%	100%	100%	100%	100%	99.57%	100%	100%	100%	99.96%
Camden Council, Personal & Community Development	100%	99.77%	100%	100%	100%	100%	100%	100%	100%	99.35%	100%	100%	99.93%
Capel Manor College	100%	100%	100%	100%	97.93%	100%	100%	100%	100%	100%	100%	100%	99.83%
Carshalton College	100%	100%	100%	100%	100%	100%	99.43%	100%	100%	100%	100%	100%	99.95%
Christ the King Sixth Form College *	100%	100%	100%	100%	100%	100%	100%	100%	100%	100%	100%	100%	100%
City College Brighton and Hove, East Campus	100%	100%	100%	100%	100%	100%	100%	100%	100%	100%	100%	100%	100%
City of Westminster College, North Wharf Road Campus	100%	100%	100%	100%	100%	100%	100%	100%	100%	100%	100%	100%	100%
City, University of London *	100%	100%	100%	100%	100%	100%	100%	100%	100%	100%	100%	100%	100%
College of North West London	100%	100%	100%	100%	100%	100%	100%	100%	100%	100%	100%	100%	100%

Service	Mar 16	Apr 16	May 16	Jun 16	Jul 16	Aug 16	Sep 16	Oct 16	Nov 16	Dec 16	Jan 17	Feb 17	12 Month Rolling Availability
Coulsdon Sixth Form College	100%	100%	100%	94.85%	100%	100%	100%	100%	99.57%	100%	100%	100%	99.54%
Courtauld Institute of Art	100%	100%	100%	100%	99.16%	100%	100%	100%	100%	100%	100%	100%	99.93%
Coventry University, London Campus *	100%	100%	100%	100%	100%	100%	100%	100%	100%	100%	100%	100%	100%
Croydon College *	100%	100%	100%	100%	100%	100%	100%	100%	100%	100%	100%	100%	100%
Defence Science and Technology Laboratory *	100%	100%	100%	100%	100%	100%	100%	100%	100%	100%	100%	100%	100%
Ealing, Hammersmith & West London College *	100%	100%	100%	100%	100%	100%	100%	100%	100%	100%	100%	100%	100%
East of England Broadband Network, E2BN Data Centre Stevenage	100%	100%	100%	100%	100%	100%	100%	100%	100%	100%	100%	100%	100%
East of England Broadband Network, Thurrock Council, Grays	100%	100%	100%	100%	100%	100%	100%	100%	100%	100%	100%	100%	100%
East Sussex County Council *	100%	100%	100%	100%	100%	100%	100%	100%	100%	100%	100%	100%	100%
Epping Forest College *	100%	100%	100%	100%	100%	100%	100%	100%	100%	100%	100%	100%	100%
Esher College	100%	100%	100%	100%	100%	100%	100%	100%	100%	100%	100%	100%	100%
Fashion Retail Academy, via Stewart House				100%	100%	100%	100%	100%	100%	100%	100%	100%	<12 Months
Fashion Retail Academy, via Telecity Powergate	100%	100%	99.40%	100%	100%	100%	100%	100%	99.57%	99.35%	100%	100%	99.86%
Glasgow Caledonian University, GCU London	100%	100%	100%	100%	99.94%	100%	100%	100%	100%	100%	100%	100%	>99.99%
Goldsmiths' College, Link 1	100%	100%	100%	100%	100%	100%	99.43%	100%	100%	100%	100%	100%	99.95%
Goldsmiths' College, Link 2	100%	100%	100%	100%	100%	100%	100%	100%	100%	100%	100%	100%	100%
Guildford College of Further and Higher Education, Merrist Wood College	99.94%	100%	100%	100%	100%	100%	100%	100%	100%	100%	100%	100%	>99.99%
Guildhall School of Music and Drama	100%	100%	100%	100%	100%	100%	100%	100%	100%	100%	100%	100%	100%
Hammersmith and Fulham London Borough Council, Personal & Community Development	100%	100%	99.41%	100%	100%	100%	100%	100%	99.57%	99.35%	100%	100%	99.86%
Hampshire County Council	100%	100%	100%	100%	100%	100%	100%	100%	100%	100%	100%	100%	100%
Harrow College *	100%	100%	100%	100%	100%	100%	100%	100%	100%	100%	100%	100%	100%
Harrow London Borough Council, Personal & Community Development	100%	100%	99.43%	100%	100%	100%	100%	100%	100%	99.35%	100%	100%	99.90%
Havering College of Further and Higher Education *	100%	100%	100%	100%	100%	100%	100%	100%	100%	100%	100%	100%	100%
Havering Sixth Form College *	100%	100%	100%	100%	100%	100%	100%	100%	100%	100%	100%	100%	100%
Heythrop College *	100%	100%	100%	100%	100%	100%	100%	100%	100%	100%	100%	100%	100%
Higher Education Funding Council for England, London Office	100%	100%	100%	100%	100%	100%	100%	100%	100%	100%	100%	100%	100%

Service	Mar 16	Apr 16	May 16	Jun 16	Jul 16	Aug 16	Sep 16	Oct 16	Nov 16	Dec 16	Jan 17	Feb 17	12 Month Rolling Availability
Hillcroft College	100%	100%	100%	100%	100%	100%	100%	100%	100%	100%	100%	100%	100%
Imperial College of Science, Technology and Medicine *	100%	100%	100%	100%	100%	100%	100%	100%	100%	100%	100%	100%	100%
Imperial War Museum, IWM London	99.74%	100%	100%	100%	100%	100%	99.43%	100%	100%	100%	100%	100%	99.93%
Jisc, Brettenham House *	100%	100%	100%	100%	100%	100%	100%	100%	100%	100%	100%	100%	100%
Jisc Commercial Limited, Cogeco Peer 1												100%	<12 Months
Jisc Commercial Limited, Dimension Data											100%	100%	<12 Months
John Ruskin College	100%	100%	100%	100%	100%	100%	99.43%	100%	100%	100%	100%	100%	99.95%
Kensington and Chelsea College	100%	100%	100%	100%	100%	100%	100%	100%	99.57%	100%	100%	100%	99.96%
King's College London, Quintdown Business Park	100%	100%	100%	100%	100%	100%	100%	100%	100%	100%	100%	100%	100%
King's College London, Strand Campus *	100%	100%	100%	100%	100%	100%	100%	100%	100%	100%	100%	100%	100%
Kingston College, Creative Industries Centre	100%	99.77%	100%	100%	100%	100%	100%	99.74%	99.57%	100%	100%	100%	99.92%
Kingston College, Kingston Hall Road	100%	100%	100%	100%	100%	100%	100%	100%	100%	100%	100%	100%	100%
Kingston University *	100%	100%	100%	100%	100%	100%	100%	100%	100%	100%	100%	100%	100%
Lambeth College	100%	100%	100%	95.52%	100%	100%	99.43%	100%	100%	100%	100%	100%	99.58%
Learning on Screen British Universities and Colleges Film and Video Council	100%	100%	100%	100%	100%	100%	100%	100%	99.57%	100%	100%	100%	99.96%
Lewisham Southwark College *	100%	100%	100%	100%	100%	100%	100%	100%	100%	100%	100%	100%	100%
Leyton Sixth Form College	100%	100%	100%	100%	97.93%	100%	100%	100%	100%	100%	100%	100%	99.83%
London Borough of Bromley, Education and Care Directorate	100%	99.77%	100%	100%	100%	100%	100%	100%	100%	99.35%	99.91%	100%	99.92%
London Borough of Hillingdon, Personal & Community Development	100%	99.77%	100%	100%	100%	100%	100%	100%	100%	99.35%	100%	100%	99.93%
London Borough of Islington, Personal & Community Development	100%	100%	100%	100%	100%	100%	100%	100%	100%	100%	100%	100%	100%
London Borough of Lewisham, Personal & Community Development	100%	100%	100%	100%	100%	100%	100%	100%	100%	100%	100%	100%	100%
London Borough of Redbridge, Personal & Community Development	100%	100%	97.86%	100%	100%	100%	100%	100%	100%	100%	100%	100%	99.82%
London Business School *	100%	100%	100%	100%	100%	100%	100%	100%	100%	100%	100%	100%	100%
London Business School, Outsourcery	100%	100%	100%	100%	100%	100%	100%	100%	99.57%	96.45%	100%	100%	99.67%
London Grid for Learning Trust *	100%	100%	100%	100%	100%	100%	100%	100%	100%	100%	100%	100%	100%
London Metropolitan University *	100%	100%	100%	100%	100%	100%	100%	100%	100%	100%	100%	100%	100%

Service	Mar 16	Apr 16	May 16	Jun 16	Jul 16	Aug 16	Sep 16	Oct 16	Nov 16	Dec 16	Jan 17	Feb 17	12 Month Rolling Availability
London School of Economics and Political Science *	100%	100%	100%	100%	100%	100%	100%	100%	100%	100%	100%	100%	100%
London School of Hygiene and Tropical Medicine *	100%	100%	100%	100%	100%	100%	100%	100%	100%	100%	100%	100%	100%
London South Bank University *	100%	100%	100%	100%	100%	100%	100%	100%	100%	100%	100%	100%	100%
London South Bank University, Telecity Harbour Exchange	100%	100%	100%	100%	100%	100%	100%	100%	100%	100%	100%	100%	100%
London South Bank University, Telehouse West	100%	100%	100%	100%	100%	100%	100%	100%	100%	100%	100%	100%	100%
Loughborough University, London to Haselgrave			100%	100%	100%	100%	100%	100%	100%	100%	100%	100%	<12 Months
Loughborough University, London to Holywell			100%	100%	100%	100%	100%	100%	100%	100%	100%	100%	<12 Months
Mary Ward Settlement, Queen Square	100%	100%	100%	100%	100%	100%	100%	100%	100%	100%	100%	100%	100%
Medical Research Council, Head Office (London)	100%	100%	99.38%	100%	100%	100%	100%	100%	99.57%	99.35%	100%	100%	99.86%
Medical Research Council, MRC Technology	100%	100%	100%	100%	100%	100%	100%	100%	100%	100%	100%	100%	100%
Middlesex University *	100%	100%	100%	100%	100%	100%	100%	100%	99.57%	100%	100%	100%	99.96%
Middlesex University, Plat Hall	100%	100%	93.23%	100%	100%	100%	100%	100%	95.30%	100%	100%	100%	99.04%
Morley College Limited	99.74%	100%	100%	100%	100%	100%	99.43%	100%	100%	100%	100%	100%	99.93%
Nash College	100%	100%	100%	95.52%	100%	100%	100%	100%	100%	100%	100%	100%	99.63%
National Centre for the Replacement Refinement & Reduction of Animals in Research	100%	100%	100%	100%	100%	100%	100%	100%	100%	100%	100%	100%	100%
National Institute for Biological Standards and Control	100%	100%	100%	100%	100%	100%	100%	100%	99.57%	100%	100%	100%	99.96%
National Learning and Work Institute, The Centre for Economic and Social Inclusion												100%	<12 Months
Newham College of Further Education *	100%	100%	100%	100%	100%	100%	100%	100%	100%	100%	100%	100%	100%
Newham Sixth Form College	100%	100%	100%	100%	100%	100%	100%	100%	100%	100%	100%	100%	100%
Palmer's College	100%	100%	100%	100%	99.52%	100%	100%	100%	100%	100%	100%	100%	99.96%
Petroc, Mid Devon Campus	100%	100%	100%	100%	100%	100%	100%	100%	100%	100%	100%	100%	100%
Queen Mary University of London *	100%	100%	100%	100%	100%	100%	100%	100%	100%	100%	100%	100%	100%
Ravensbourne *	100%	100%	100%	100%	100%	100%	100%	100%	100%	100%	100%	100%	100%
Redbridge College	100%	100%	100%	100%	97.93%	100%	100%	100%	100%	100%	100%	100%	99.83%
Redcentric Solutions plc	100%	100%	100%	100%	100%	100%	100%	100%	100%	100%	100%	100%	100%
Richmond Adult Community College, Parkshot Centre	100%	100%	100%	100%	100%	100%	100%	100%	100%	100%	100%	100%	100%
Richmond upon Thames College *	100%	100%	100%	100%	100%	100%	100%	100%	100%	100%	100%	100%	100%
RM plc, South West Grid for Learning Trust	100%	100%	100%	100%	100%	100%	100%	100%	100%	100%	100%	100%	100%
RM plc, South West Grid for Learning Trust	100%	100%	100%	100%	100%	100%	100%	100%	100%	100%	100%	100%	100%

Service	Mar 16	Apr 16	May 16	Jun 16	Jul 16	Aug 16	Sep 16	Oct 16	Nov 16	Dec 16	Jan 17	Feb 17	12 Month Rolling Availability
Roehampton University *	100%	100%	100%	95.52%	100%	100%	100%	100%	100%	100%	100%	100%	99.63%
Rose Bruford College *	100%	100%	100%	100%	100%	100%	100%	100%	100%	100%	100%	100%	100%
Royal Academy of Music *	100%	100%	100%	100%	100%	100%	100%	100%	100%	100%	100%	100%	100%
Royal Borough of Kingston upon Thames, Personal & Community Development	100%	100%	100%	100%	100%	100%	100%	100%	100%	100%	100%	100%	100%
Royal Brompton Hospital									100%	100%	100%	100%	<12 Months
Royal College of Art, Battersea Campus	100%	100%	100%	95.31%	100%	100%	100%	99.49%	100%	100%	100%	99.75%	99.55%
Royal College of Art, Kensington Gore	100%	100%	100%	100%	100%	100%	100%	100%	99.67%	100%	100%	100%	99.97%
Royal College of Music *	100%	100%	100%	100%	100%	100%	100%	100%	100%	100%	100%	100%	100%
Royal Holloway University of London *	100%	100%	100%	100%	100%	100%	100%	100%	100%	100%	100%	100%	100%
School of Oriental and African Studies *	100%	100%	100%	100%	100%	100%	100%	100%	100%	100%	100%	100%	100%
Sir George Monoux College	100%	100%	100%	100%	97.93%	100%	100%	100%	100%	100%	100%	100%	99.83%
South Thames College, Merton Campus	100%	100%	100%	100%	100%	100%	100%	100%	99.57%	100%	100%	100%	99.96%
South Thames College, Wandsworth Campus	100%	100%	100%	100%	100%	100%	100%	100%	100%	100%	100%	100%	100%
Stanmore College *	100%	100%	100%	100%	100%	100%	100%	100%	100%	100%	100%	100%	100%
St Charles Catholic Sixth Form College	100%	100%	100%	100%	100%	100%	100%	100%	99.57%	100%	100%	100%	99.96%
St Dominic's Sixth Form College	100%	100%	100%	100%	100%	100%	100%	100%	99.57%	100%	100%	100%	99.96%
St Francis Xavier Sixth Form College	100%	100%	100%	100%	100%	100%	100%	100%	100%	100%	100%	100%	100%
St George's University of London *	100%	100%	100%	100%	100%	100%	100%	100%	100%	100%	100%	100%	100%
St Mary's University, Twickenham *	100%	100%	100%	100%	100%	100%	100%	100%	100%	100%	100%	100%	100%
Surrey County Council, Interconnect	100%	100%	100%	100%	100%	100%	100%	100%	100%	100%	100%	100%	100%
The British Library, St Pancras	100%	100%	100%	100%	100%	100%	100%	100%	100%	100%	100%	97.47%	99.79%
The British School of Osteopathy, BSO Clinical Centre										100%	100%	100%	<12 Months
The British School of Osteopathy, Forough High Street									100%	100%	100%	100%	<12 Months
The City Literary Institute, Keeley Street	100%	100%	100%	100%	99.16%	100%	100%	100%	99.57%	100%	100%	100%	99.89%
The College of Haringey, Enfield and North East London, Enfield Centre	100%	100%	100%	100%	100%	100%	100%	100%	100%	100%	100%	100%	100%
The College of Haringey, Enfield and North East London, Tottenham Centre	100%	100%	100%	100%	100%	100%	100%	100%	100%	100%	100%	100%	100%
The Conservatoire for Dance and Drama, London Academy of Music and Dramatic Art	100%	100%	100%	100%	100%	100%	100%	100%	100%	100%	100%	100%	100%

Service	Mar 16	Apr 16	May 16	Jun 16	Jul 16	Aug 16	Sep 16	Oct 16	Nov 16	Dec 16	Jan 17	Feb 17	12 Month Rolling Availability
The Conservatoire for Dance and Drama, London Contemporary Dance School	100%	100%	100%	100%	100%	100%	100%	100%	100%	100%	100%	100%	100%
The Francis Crick Institute Limited, Brill Place *	100%	100%	100%	100%	100%	100%	100%	100%	100%	100%	100%	100%	100%
The Francis Crick Institute Limited, Cancer Research UK: London Research Institute	100%	100%	100%	100%	100%	100%	100%	100%	100%	100%	100%	100%	100%
The Francis Crick Institute Limited, National Institute for Medical Research *	100%	100%	100%	100%	100%	100%	100%	100%	100%	100%	100%	100%	100%
The Institute of Cancer Research: Royal Cancer Hospital *	100%	100%	100%	100%	100%	100%	100%	100%	100%	100%	100%	100%	100%
The London Institute of Banking & Finance, London Campus	100%	99.77%	100%	100%	100%	100%	100%	100%	99.57%	99.35%	100%	100%	99.89%
The Open University, Camden	100%	100%	100%	100%	100%	100%	100%	100%	100%	100%	100%	100%	100%
The Quality Assurance Agency for Higher Education, Carlton House Terrace	100%	100%	100%	100%	100%	100%	100%	100%	99.57%	99.35%	100%	100%	99.91%
The Royal Borough of Kensington and Chelsea, Personal & Community Development	100%	100%	99.41%	100%	100%	100%	100%	100%	99.57%	99.35%	100%	100%	99.86%
The Royal Central School of Speech and Drama	100%	100%	100%	100%	100%	100%	100%	100%	100%	100%	100%	100%	100%
The Royal Veterinary College *	100%	100%	100%	100%	100%	100%	100%	100%	100%	100%	100%	100%	100%
The University of Cumbria, London	100%	100%	100%	100%	100%	100%	100%	100%	100%	100%	100%	100%	100%
The University of West London, Ealing *	100%	100%	100%	100%	100%	100%	100%	100%	100%	100%	100%	100%	100%
The WKCIC Group, City and Islington College [1] *	100%	100%	100%	100%	100%	100%	100%	100%	100%	100%	100%	100%	100%
The WKCIC Group, Westminster Kingsway College *	100%	100%	100%	100%	100%	100%	100%	100%	100%	100%	100%	100%	100%
Tower Hamlets College, Arbour Square	100%	100%	100%	100%	100%	100%	100%	100%	99.57%	100%	100%	100%	99.96%
Tower Hamlets College, Hackney Community College *	100%	100%	100%	100%	100%	100%	100%	100%	100%	100%	100%	100%	100%
Tower Hamlets College, Poplar	100%	100%	100%	100%	100%	100%	100%	100%	100%	100%	100%	100%	100%
Tower Hamlets London Borough Council, Personal & Community Development	98.83%	100%	100%	100%	100%	100%	100%	100%	100%	100%	100%	100%	99.90%
Trinity Laban Conservatoire of Music and Dance *	100%	100%	100%	100%	100%	100%	100%	100%	100%	100%	100%	100%	100%
University College London *	100%	100%	100%	100%	100%	100%	100%	100%	100%	100%	100%	100%	100%
University for the Creative Arts, Data Centre *	100%	100%	100%	100%	100%	100%	100%	100%	100%	100%	100%	100%	100%
University for the Creative Arts, Epsom Campus [1]	100%	100%	99.92%	100%	100%	100%	100%	100%	100%	100%	100%	100%	>99.99%
University for the Creative Arts, Epsom Campus [2]	100%	100%	100%	100%	100%	100%	100%	100%	100%	100%	100%	100%	100%
University of Bath, London						100%	100%	100%	100%	100%	100%	100%	<12 Months

Service	Mar 16	Apr 16	May 16	Jun 16	Jul 16	Aug 16	Sep 16	Oct 16	Nov 16	Dec 16	Jan 17	Feb 17	12 Month Rolling Availability
University of East London *	100%	100%	100%	100%	100%	100%	100%	100%	100%	100%	100%	100%	100%
University of Essex *	100%	100%	100%	100%	100%	100%	100%	100%	100%	100%	100%	100%	100%
University of Greenwich *	100%	100%	100%	100%	100%	100%	100%	100%	100%	100%	100%	100%	100%
University of London, ULCC Data Centre	100%	100%	100%	100%	100%	100%	100%	100%	100%	100%	100%	100%	100%
University of the Arts London *	100%	100%	100%	100%	100%	100%	100%	100%	100%	100%	100%	100%	100%
University of Warwick, Warwick Business School *	100%	100%	100%	100%	100%	100%	100%	100%	100%	100%	100%	100%	100%
University of Westminster *	100%	100%	100%	100%	100%	100%	100%	100%	100%	100%	100%	100%	100%
Uxbridge College, Uxbridge Campus *	100%	99.77%	100%	100%	100%	100%	100%	100%	100%	100%	100%	100%	99.98%
Waltham Forest College, via Telecity Powergate	100%	100%	100%	100%	100%	100%	100%	100%	100%	100%	100%	100%	100%
Waltham Forest College, via Telehouse West	100%	100%	100%	100%	97.93%	100%	100%	100%	100%	100%	100%	100%	99.83%
Waltham Forest London Borough Council, Personal & Community Development	100%	100%	100%	100%	100%	100%	100%	100%	100%	100%	100%	100%	100%
West Berkshire Council	100%	100%	100%	100%	100%	100%	100%	100%	100%	100%	100%	100%	100%
Westminster City Council, Personal & Community Development	100%	100%	99.42%	100%	100%	100%	100%	100%	100%	99.35%	100%	100%	99.90%
West Suffolk College	100%	99.97%	99.98%	100%	100%	100%	100%	100%	100%	100%	100%	100%	>99.99%
West Thames College *	100%	100%	100%	100%	100%	100%	100%	100%	100%	100%	100%	100%	100%
Woodhouse College	100%	100%	100%	100%	100%	100%	100%	100%	100%	100%	100%	100%	100%
Workers' Educational Association, London	100%	100%	100%	100%	100%	100%	100%	100%	100%	100%	100%	100%	100%
Working Men's College Corporation	100%	100%	100%	100%	100%	100%	100%	100%	100%	100%	100%	100%	100%

Connection outages for current month

Maintenance outages are included in this table - only unscheduled maintenance is counted against availability.

Some of the outages reported below are on circuits which are not connected through the selected region - they appear in the table because they are part of a service whose primary connection does belong to this region.

Connection	Start Date and Time	End Date and Time	Parking hh:mm	Duration hh:mm	Fault Type	Description
University of Sheffield	16/02/2017 00:05	16/02/2017 02:30	00:00	02:25	Telco Maintenance	Telco maintenance we were not made aware of
University of Sheffield	17/02/2017 00:02	17/02/2017 00:40	00:00	00:38	Telco Maintenance	Telco maintenance we were not made aware of
Bromley College of Further and Higher Education, Orpington Campus	16/02/2017 00:12	16/02/2017 00:29	00:00	00:17	Telco Maintenance	Telco scheduled maintenance
The Conservatoire for Dance and Drama, London Contemporary Dance School	02/02/2017 10:01	02/02/2017 10:16	00:00	00:15	MRS Equipment	Fan faulty
Coulsdon Sixth Form College	17/02/2017 12:16	17/02/2017 12:37	00:00	00:21	Customer Maintenance	Site unscheduled maintenance
Havering Sixth Form College, via Telehouse West	16/02/2017 00:12	16/02/2017 00:29	00:00	00:17	Telco Maintenance	Telco scheduled maintenance
Heythrop College, via Stewart House	01/02/2017 02:42	01/02/2017 07:54	00:00	05:12	Customer Environment	Power issues affecting Heythrop College
Heythrop College, via Stewart House	13/02/2017 03:33	13/02/2017 07:12	00:00	03:39	Customer Environment	Area power cut
Heythrop College, via Imperial College	01/02/2017 02:42	01/02/2017 07:54	00:00	05:12	Customer Environment	Power issues affecting Heythrop College
Heythrop College, via Imperial College	13/02/2017 03:33	13/02/2017 07:12	00:00	03:39	Customer Environment	Area power cut
Imperial War Museum, IWM London	25/02/2017 22:41	25/02/2017 23:40	00:00	00:59	Customer Maintenance	Scheduled Maintenance
London Borough of Islington, Personal & Community Development	06/02/2017 09:06	06/02/2017 09:49	00:00	00:43	Customer Maintenance	Site UPS maintenance
London Business School, Regent's Park Centre	15/02/2017 23:09	15/02/2017 23:22	00:00	00:13	Unknown	Telco investigated, cause not found

Connection	Start Date and Time	End Date and Time	Parking hh:mm	Duration hh:mm	Fault Type	Description
Queen Mary University of London, Barts and The London School of Medicine and Dentistry	02/02/2017 02:55	02/02/2017 03:08	00:00	00:13	Customer Equipment	Site firewall issues
Queen Mary University of London, Barts and The London School of Medicine and Dentistry	03/02/2017 07:06	03/02/2017 07:45	00:00	00:39	Customer Equipment	Site firewall issues
London Borough of Redbridge, Personal & Community Development	16/02/2017 00:12	16/02/2017 00:29	00:00	00:17	Telco Maintenance	Telco scheduled maintenance
Roehampton University, Whitelands College	14/02/2017 05:19	14/02/2017 06:58	00:00	01:39	Telco Equipment	Power failure in telco exchange in South Lambeth
Royal Academy of Music, Marylebone Road	11/02/2017 19:24	12/02/2017 09:00	00:00	13:36	Customer Maintenance	Site maintenance
The Royal Veterinary College, Camden Campus	26/02/2017 12:51	26/02/2017 13:04	00:00	00:13	Customer Maintenance	Site unscheduled maintenance
The Royal Veterinary College, Hawkshead Campus	26/02/2017 12:06	26/02/2017 12:31	00:00	00:25	Customer Maintenance	Site unscheduled maintenance
South Thames College, Wandsworth Campus	16/02/2017 00:12	16/02/2017 00:29	00:00	00:17	Telco Maintenance	Telco scheduled maintenance
St George's University of London, Cranmer Terrace	14/02/2017 05:19	14/02/2017 06:58	00:00	01:39	Telco Equipment	Power failure in telco exchange in South Lambeth
St George's University of London, Horton Halls	01/02/2017 08:38	01/02/2017 09:16	00:00	00:38	Customer Equipment	Faulty switch port at St George's University
Trinity Laban Conservatoire of Music and Dance, Faculty of Music	16/02/2017 00:12	16/02/2017 00:29	00:00	00:17	Telco Maintenance	Telco scheduled maintenance
Waltham Forest London Borough Council, Personal & Community Development	16/02/2017 00:12	16/02/2017 00:29	00:00	00:17	Telco Maintenance	Telco scheduled maintenance
The British Library, St Pancras	02/02/2017 13:43	03/02/2017 07:17	00:35	16:59	Telco Line	Fibre break affecting The British Library, St Pancras
Palmer's College	16/02/2017 02:35	16/02/2017 02:49	00:00	00:14	Telco Maintenance	Telco scheduled maintenance
Glasgow Caledonian University, GCU London	16/02/2017 00:12	16/02/2017 00:29	00:00	00:17	Telco Maintenance	Telco scheduled maintenance

Connection	Start Date and Time	End Date and Time	Parking hh:mm	Duration hh:mm	Fault Type	Description
Royal College of Art, Battersea Campus	14/02/2017 05:19	14/02/2017 06:58	00:00	01:39	Telco Equipment	Power failure in telco exchange in South Lambeth
University of Essex, Oakwood Hill Campus	15/02/2017 02:24	15/02/2017 02:38	00:00	00:14	Telco Maintenance	Telco scheduled maintenance
London South Bank University, Telehouse West	14/02/2017 21:41	14/02/2017 22:18	00:00	00:37	Unknown	Unknown outage
London South Bank University, Telecity Harbour Exchange	23/02/2017 20:44	23/02/2017 21:53	00:00	01:09	Unknown	No response from customer

Link Utilisation of Contractual Bandwidth

The table shows utilisation at the 90th percentile, i.e. for 90% of the samples within the period the traffic was at or below the level shown and for 10% of the samples traffic was above the level shown. The figure therefore gives a reasonable indication of the loading of the connection during the busiest periods. The measurements are shown as a percentage of the available contractual bandwidth, and only the highest of the to/from readings for the month is used.

Connection	Current Bandwidth	Mar-16	Apr-16	May-16	Jun-16	Jul-16	Aug-16	Sep-16	Oct-16	Nov-16	Dec-16	Jan-17	Feb-17
Association of Colleges	1Gbit/s	<0.5%	1%	<0.5%	1%	1%	1%	1%	1%	1%	<0.5%	<0.5%	1%
Barking and Dagenham College, Rush Green Campus	1Gbit/s	23%	22%	22%	17%	4%	5%	18%	22%	25%	17%	22%	24%
Barking and Dagenham College, The Technical Skills Academy	1Gbit/s	2%	2%	2%	1%	<0.5%	<0.5%	1%	2%	4%	2%	2%	2%
Barnet and Southgate College, Southgate Campus	1Gbit/s	7%	7%	9%	8%	2%	1%	5%	7%	8%	6%	9%	8%
Barnet and Southgate College, Wood Street Campus	1Gbit/s	18%	18%	18%	12%	2%	1%	13%	18%	21%	13%	22%	20%
Birkbeck College, via Kathleen Lonsdale Building	1Gbit/s	25%	23%	26%	7%	7%	5%	6%	2%	28%	2%	3%	3%
Birkbeck College, via Wolfson House	1Gbit/s	<0.5%	<0.5%	3%	15%	15%	13%	14%	32%	42%	10%	12%	13%
Brent London Borough Council, Personal & Community Development	100Mbit/s	5%	5%	9%	8%	3%	1%	2%	3%	6%	4%	6%	5%
Bromley College of Further and Higher Education, Bexley College	1Gbit/s	7%	5%	6%	5%	1%	1%	4%	5%	7%	4%	6%	6%
Bromley College of Further and Higher Education, Bromley Campus	1Gbit/s	9%	9%	9%	10%	2%	2%	7%	9%	13%	8%	13%	13%
Bromley College of Further and Higher Education, Greenwich Community College	1Gbit/s	2%	2%	2%	2%	1%	1%	2%	2%	2%	1%	2%	2%
Bromley College of Further and Higher Education, Orpington Campus	100Mbit/s	18%	14%	14%	2%	<0.5%	1%	<0.5%	<0.5%	<0.5%	<0.5%	<0.5%	<0.5%
Brooke House Sixth Form College	1Gbit/s	9%	9%	10%	6%	1%	1%	11%	12%	14%	12%	14%	14%
Brunel University London, Uxbridge, via Imperial College	20Gbit/s	3%	8%	5%	3%	4%	4%	8%	32%	33%	18%	16%	11%
Brunel University London, Uxbridge, via ULCC	20Gbit/s	19%	25%	24%	17%	18%	14%	20%	21%	15%	14%	15%	16%
Buckinghamshire New University, Uxbridge Campus	1Gbit/s	<0.5%	1%	2%	1%	1%	1%	1%	3%	3%	3%	1%	2%
Capel Manor College	1Gbit/s	3%	2%	3%	4%	1%	1%	3%	4%	5%	3%	5%	5%
Carshalton College	1Gbit/s	8%	7%	7%	7%	5%	5%	5%	6%	8%	6%	8%	7%
Christ the King Sixth Form College, Aquinas	100Mbit/s										<0.5%	<0.5%	<0.5%
Christ the King Sixth Form College, Lewisham Campus	1Gbit/s	11%	17%	18%	12%	3%	2%	9%	13%	20%	11%	19%	18%
Christ the King Sixth Form College, St Mary's	100Mbit/s	30%	42%	48%	30%	3%	30%	46%	46%	61%	32%	65%	59%
City College Brighton and Hove, East Campus	300Mbit/s	<0.5%	<0.5%	<0.5%	<0.5%	<0.5%	<0.5%	<0.5%	<0.5%	<0.5%	<0.5%	<0.5%	<0.5%

Connection	Current Bandwidth	Mar-16	Apr-16	May-16	Jun-16	Jul-16	Aug-16	Sep-16	Oct-16	Nov-16	Dec-16	Jan-17	Feb-17
City of Westminster College, North Wharf Road Campus	1Gbit/s	17%	15%	16%	14%	3%	3%	15%	19%	25%	16%	23%	21%
City, University of London, Cass Business School	2Gbit/s	<0.5%	<0.5%	<0.5%	<0.5%	<0.5%	<0.5%	<0.5%	<0.5%	<0.5%	<0.5%	<0.5%	<0.5%
City, University of London, via ULCC	2Gbit/s	40%	32%	33%	27%	24%	26%	27%	48%	52%	29%	37%	54%
College of North West London	1Gbit/s	9%	8%	11%	9%	2%	1%	7%	9%	11%	7%	11%	10%
Coulsdon Sixth Form College	1Gbit/s	6%	5%	7%	5%	1%	<0.5%	4%	5%	8%	3%	8%	7%
Courtauld Institute of Art	1Gbit/s	16%	17%	17%	17%	18%	19%	18%	20%	19%	23%	19%	21%
Coventry University, London Campus, via Telety	1Gbit/s	9%	5%	9%	9%	6%	8%	4%	8%	10%	7%	3%	11%
Coventry University, London Campus, via Telehouse	100Mbit/s	<0.5%	<0.5%	<0.5%	<0.5%	<0.5%	<0.5%	<0.5%	<0.5%	<0.5%	<0.5%	<0.5%	<0.5%
Croydon College, via Telety Powergate	1Gbit/s	<0.5%	<0.5%	<0.5%	<0.5%	<0.5%	<0.5%	<0.5%	<0.5%	<0.5%	<0.5%	<0.5%	<0.5%
Croydon College, via ULCC	1Gbit/s	11%	11%	11%	9%	3%	2%	6%	11%	13%	8%	12%	12%
Defence Science and Technology Laboratory, via Telety	200Mbit/s	58%	63%	64%	69%	69%	72%	73%	79%	82%	61%	81%	81%
Defence Science and Technology Laboratory, via Telehouse	200Mbit/s	<0.5%	<0.5%	<0.5%	<0.5%	<0.5%	<0.5%	12%	<0.5%	<0.5%	<0.5%	<0.5%	<0.5%
Ealing, Hammersmith & West London College, Ealing Campus	1Gbit/s	<0.5%	<0.5%	<0.5%	<0.5%	<0.5%	<0.5%	<0.5%	<0.5%	<0.5%	<0.5%	<0.5%	<0.5%
Ealing, Hammersmith & West London College, Hammersmith Campus	1Gbit/s	21%	20%	22%	20%	4%	3%	11%	15%	20%	17%	20%	21%
East of England Broadband Network, E2BN Data Centre Stevenage	1Gbit/s	3%	3%	3%	2%	1%	1%	1%	1%	1%	1%	1%	1%
East of England Broadband Network, Thurrock Council, Grays	1Gbit/s	2%	2%	3%	3%	3%	3%	3%	3%	3%	3%	4%	4%
East Sussex County Council, via Telety	10Gbit/s	1%	1%	2%	1%	1%	1%	1%	1%	2%	2%	2%	2%
East Sussex County Council, via Telehouse	10Gbit/s	8%	11%	12%	11%	10%	2%	10%	11%	13%	12%	12%	13%
EMPSN Infrastructure Limited, via London TW	10Gbit/s			<0.5%	<0.5%	<0.5%	<0.5%	<0.5%	<0.5%	<0.5%	<0.5%	<0.5%	<0.5%
Epping Forest College	1Gbit/s	11%	9%	10%	9%	2%	1%	8%	10%	13%	9%	13%	13%
Epping Forest College, via Stewart House	100Mbit/s	<0.5%	<0.5%	<0.5%	<0.5%	<0.5%	<0.5%	<0.5%	<0.5%	<0.5%	<0.5%	<0.5%	<0.5%
Esher College	1Gbit/s	11%	10%	7%	7%	1%	1%	10%	11%	14%	9%	14%	9%
Fashion Retail Academy, via Stewart House	1Gbit/s				2%	2%	1%	3%	4%	6%	3%	5%	4%
Glasgow Caledonian University, GCU London	1Gbit/s	6%	6%	5%	5%	4%	1%	1%	1%	2%	1%	1%	2%
Goldsmiths' College, Link 1, via Stewart House	2Gbit/s	5%	5%	5%	6%	6%	5%	5%	6%	6%	5%	5%	5%
Goldsmiths' College, Link 2, via Telehouse West	2Gbit/s	25%	21%	21%	14%	6%	7%	16%	30%	47%	24%	43%	45%
Guildford College of Further and Higher Education, Merrist Wood College	1Gbit/s	<0.5%	<0.5%	<0.5%	<0.5%	<0.5%	<0.5%	<0.5%	<0.5%	<0.5%	<0.5%	1%	2%
Guildhall School of Music and Drama	1Gbit/s	8%	8%	9%	9%	6%	5%	9%	11%	11%	5%	11%	11%

Connection	Current Bandwidth	Mar-16	Apr-16	May-16	Jun-16	Jul-16	Aug-16	Sep-16	Oct-16	Nov-16	Dec-16	Jan-17	Feb-17
Hammersmith and Fulham London Borough Council, Personal & Community Development	100Mbit/s	4%	3%	4%	5%	4%	2%	4%	4%	4%	3%	4%	4%
Hampshire County Council	3Gbit/s	<0.5%	<0.5%	1%	2%	1%	1%	6%	5%	4%	3%	3%	3%
Harrow College, Harrow-on-the-Hill Campus	1Gbit/s	8%	8%	8%	4%	1%	1%	7%	8%	12%	7%	12%	13%
Harrow College, Harrow Weald Campus	1Gbit/s	2%	2%	2%	1%	<0.5%	<0.5%	2%	2%	3%	2%	3%	3%
Harrow London Borough Council, Personal & Community Development	100Mbit/s	<0.5%	1%	1%	1%	<0.5%	<0.5%	<0.5%	1%	1%	<0.5%	<0.5%	<0.5%
Havering College of Further and Higher Education, via Telehouse West	1Gbit/s	10%	10%	11%	9%	4%	3%	7%	8%	10%	8%	10%	9%
Havering College of Further and Higher Education, via ULCC	100Mbit/s	<0.5%	<0.5%	<0.5%	<0.5%	<0.5%	<0.5%	<0.5%	<0.5%	<0.5%	<0.5%	<0.5%	<0.5%
Havering Sixth Form College, via Telecity Powergate	1Gbit/s	14%	16%	17%	11%	5%	7%	16%	21%	24%	20%	21%	21%
Havering Sixth Form College, via Telehouse West	100Mbit/s	<0.5%	<0.5%	<0.5%	<0.5%	<0.5%	<0.5%	<0.5%	<0.5%	<0.5%	<0.5%	<0.5%	<0.5%
Heythrop College, via Imperial College	1Gbit/s	5%	4%	5%	3%	4%	2%	2%	6%	6%	5%	6%	6%
Heythrop College, via Stewart House	1Gbit/s	<0.5%	<0.5%	<0.5%	<0.5%	<0.5%	<0.5%	<0.5%	<0.5%	<0.5%	<0.5%	<0.5%	<0.5%
Higher Education Funding Council for England, London Office	100Mbit/s	2%	1%	2%	2%	2%	2%	2%	1%	1%	1%	1%	2%
Hillcroft College	1Gbit/s	1%	1%	1%	1%	<0.5%	<0.5%	<0.5%	1%	1%	1%	1%	1%
Imperial College of Science, Technology and Medicine, South Kensington Campus	20Gbit/s	27%	27%	26%	25%	33%	24%	21%	36%	39%	36%	33%	40%
Imperial College of Science, Technology and Medicine, St Mary's Campus	20Gbit/s	4%	5%	4%	6%	10%	18%	9%	7%	10%	11%	8%	8%
Imperial War Museum, IWM London	500Mbit/s	98%	105%	21%	23%	21%	20%	24%	77%	70%	70%	70%	72%
Jisc, Brettenham House, via Imperial College	1Gbit/s	<0.5%	<0.5%	<0.5%	<0.5%	<0.5%	<0.5%	<0.5%	<0.5%	<0.5%	<0.5%	<0.5%	<0.5%
Jisc, Brettenham House, via ULCC	1Gbit/s	1%	1%	1%	1%	1%	1%	1%	1%	1%	1%	1%	1%
Jisc Commercial Limited, Cogeco Peer 1	10Gbit/s												<0.5%
Jisc Commercial Limited, Dimension Data	10Gbit/s											<0.5%	<0.5%
John Ruskin College	1Gbit/s	3%	3%	3%	3%	<0.5%	<0.5%	2%	2%	2%	2%	3%	3%
Kensington and Chelsea College	1Gbit/s	3%	3%	3%	3%	1%	1%	2%	2%	3%	2%	3%	3%
King's College London, Quintdown Business Park	100Mbit/s	<0.5%	<0.5%	<0.5%	<0.5%	<0.5%	<0.5%	<0.5%	<0.5%	<0.5%	<0.5%	<0.5%	<0.5%
King's College London, Strand Campus	10Gbit/s	26%	<0.5%	24%	20%	18%	17%	21%	31%	33%	26%	31%	34%
King's College London, Strand Campus, James Black Centre	10Gbit/s	18%	25%	17%	<0.5%	<0.5%	<0.5%	<0.5%	<0.5%	<0.5%	<0.5%	<0.5%	<0.5%
Kingston College, Creative Industries Centre	1Gbit/s	4%	4%	3%	2%	<0.5%	<0.5%	3%	3%	5%	3%	4%	5%
Kingston College, Kingston Hall Road	1Gbit/s	13%	12%	12%	8%	3%	2%	8%	10%	18%	12%	20%	17%

Connection	Current Bandwidth	Mar-16	Apr-16	May-16	Jun-16	Jul-16	Aug-16	Sep-16	Oct-16	Nov-16	Dec-16	Jan-17	Feb-17
Kingston University, Kingston Hill Campus	10Gbit/s	<0.5%	<0.5%	<0.5%	<0.5%	<0.5%	<0.5%	1%	1%	1%	1%	1%	1%
Kingston University, Penrhyn Road Campus	10Gbit/s	26%	29%	20%	10%	6%	7%	18%	34%	43%	37%	39%	45%
Lambeth College	1Gbit/s	10%	10%	12%	10%	3%	2%	6%	9%	10%	8%	13%	13%
Learning on Screen British Universities and Colleges Film and Video Council	1Gbit/s	37%	<0.5%	<0.5%	3%	2%	31%	39%	20%	<0.5%	<0.5%	1%	1%
Lewisham Southwark College, Depford Campus	1Gbit/s	4%	4%	5%	5%	2%	2%	9%	8%	10%	6%	9%	7%
Lewisham Southwark College, Lewisham Campus	1Gbit/s	11%	9%	9%	8%	4%	5%	22%	18%	19%	10%	14%	12%
Leyton Sixth Form College	1Gbit/s	20%	18%	18%	12%	1%	1%	17%	20%	25%	8%	27%	27%
London Borough of Bromley, Education and Care Directorate	100Mbit/s	11%	10%	10%	11%	10%	5%	<0.5%	<0.5%	<0.5%	7%	8%	9%
London Borough of Hillingdon, Personal & Community Development	100Mbit/s	<0.5%	<0.5%	<0.5%	<0.5%	<0.5%	<0.5%	<0.5%	1%	1%	<0.5%	<0.5%	<0.5%
London Borough of Islington, Personal & Community Development	100Mbit/s	<0.5%	<0.5%	<0.5%	<0.5%	<0.5%	<0.5%	<0.5%	<0.5%	<0.5%	<0.5%	<0.5%	<0.5%
London Borough of Lewisham, Personal & Community Development	100Mbit/s	3%	2%	3%	3%	2%	1%	3%	3%	5%	2%	4%	4%
London Borough of Redbridge, Personal & Community Development	100Mbit/s	3%	3%	3%	4%	3%	2%	3%	4%	4%	4%	5%	6%
London Business School, Outsourcery	1Gbit/s	<0.5%	<0.5%	<0.5%	<0.5%	<0.5%	<0.5%	<0.5%	<0.5%	<0.5%	<0.5%	<0.5%	<0.5%
London Business School, Regent's Park Centre	2Gbit/s	10%	10%	11%	9%	7%	8%	11%	13%	13%	9%	12%	13%
London Business School, Taunton Centre	2Gbit/s	<0.5%	<0.5%	<0.5%	<0.5%	<0.5%	<0.5%	<0.5%	<0.5%	<0.5%	<0.5%	<0.5%	<0.5%
London Grid for Learning Trust, Orpington via London PG	10Gbit/s	31%	31%	35%	33%	29%	7%	31%	32%	38%	38%	39%	38%
London Grid for Learning Trust, Orpington via Teletcity	10Gbit/s	25%	24%	27%	27%	23%	5%	24%	27%	31%	33%	57%	56%
London Grid for Learning Trust, Orpington via Telehouse	10Gbit/s	55%	54%	56%	55%	45%	8%	50%	54%	62%	57%	41%	42%
London Grid for Learning Trust, Poplar via London PG	10Gbit/s	9%	10%	10%	11%	10%	11%	11%	12%	12%	12%	13%	13%
London Metropolitan University, City Campus	1Gbit/s	12%	14%	12%	6%	3%	3%	3%	12%	14%	12%	12%	15%
London Metropolitan University, Holloway Road	2Gbit/s	8%	10%	10%	6%	5%	5%	5%	9%	11%	9%	9%	10%
London School of Economics and Political Science, via Kings College	10Gbit/s	3%	3%	3%	3%	4%	4%	5%	5%	12%	15%	21%	11%
London School of Economics and Political Science, via ULCC	10Gbit/s	9%	8%	8%	6%	7%	6%	6%	11%	12%	7%	12%	13%
London School of Hygiene and Tropical Medicine, via Kathleen Lonsdale Building	1Gbit/s	20%	15%	14%	22%	19%	16%	15%	18%	19%	16%	20%	21%
London School of Hygiene and Tropical Medicine, via Wolfson House	1Gbit/s	<0.5%	<0.5%	<0.5%	<0.5%	<0.5%	<0.5%	<0.5%	<0.5%	<0.5%	<0.5%	<0.5%	<0.5%

Connection	Current Bandwidth	Mar-16	Apr-16	May-16	Jun-16	Jul-16	Aug-16	Sep-16	Oct-16	Nov-16	Dec-16	Jan-17	Feb-17
London South Bank University, Borough Road	10Gbit/s	14%	13%	14%	14%	12%	11%	13%	19%	20%	17%	16%	22%
London South Bank University, London Road	10Gbit/s	2%	2%	1%	1%	<0.5%	<0.5%	1%	1%	2%	1%	1%	2%
London South Bank University, Telecity Harbour Exchange	10Gbit/s	6%	4%	5%	8%	7%	7%	7%	9%	10%	8%	8%	11%
London South Bank University, Telehouse West	10Gbit/s	4%	4%	4%	6%	5%	5%	3%	5%	5%	6%	11%	8%
Mary Ward Settlement, Queen Square	1Gbit/s	<0.5%	1%	1%	1%	<0.5%	<0.5%	<0.5%	1%	1%	<0.5%	1%	1%
Medical Research Council, Head Office (London)	100Mbit/s	3%	1%	1%	2%	1%	3%	2%	2%	2%	1%	2%	2%
Medical Research Council, MRC Technology, Lynton House	100Mbit/s	3%	3%	3%	19%	8%	4%	4%	59%	29%	15%	11%	71%
Middlesex University, Enfield Datacentre	10Gbit/s	2%	2%	<0.5%	<0.5%	<0.5%	<0.5%	<0.5%	<0.5%	<0.5%	<0.5%	<0.5%	<0.5%
Middlesex University, Hendon Campus	1Gbit/s	53%	46%	27%	19%	18%	18%	23%	66%	73%	52%	65%	67%
Middlesex University, Plat Hall	1Gbit/s	32%	30%	24%	17%	6%	5%	21%	36%	38%	34%	36%	37%
Morley College Limited	1Gbit/s	1%	1%	1%	1%	1%	1%	1%	1%	2%	1%	1%	1%
Nash College	1Gbit/s	1%	1%	2%	2%	1%	<0.5%	2%	1%	2%	2%	2%	1%
National Centre for the Replacement Refinement & Reduction of Animals in Research	100Mbit/s	1%	1%	1%	2%	1%	2%	1%	1%	2%	1%	2%	2%
National Institute for Biological Standards and Control	250Mbit/s	7%	8%	35%	9%	9%	14%	8%	8%	9%	8%	9%	10%
National Learning and Work Institute, The Centre for Economic and Social Inclusion	100Mbit/s												<0.5%
Newham College of Further Education, East Ham Campus	1Gbit/s	7%	7%	8%	7%	4%	3%	7%	8%	10%	7%	7%	7%
Newham College of Further Education, Stratford Campus	1Gbit/s	6%	6%	7%	7%	2%	2%	5%	5%	7%	4%	5%	5%
Newham Sixth Form College	1Gbit/s	11%	10%	10%	7%	1%	1%	5%	5%	7%	5%	7%	6%
Palmer's College	1Gbit/s	9%	9%	9%	6%	3%	1%	5%	5%	7%	6%	8%	7%
Petroc, Mid Devon Campus	1Gbit/s	11%	11%	12%	12%	<0.5%	<0.5%	1%	1%	2%	2%	2%	2%
Queen Mary University of London, Barts and The London School of Medicine and Dentistry	20Gbit/s	10%	9%	9%	6%	5%	5%	7%	12%	12%	11%	12%	13%
Queen Mary University of London, Mile End Road	20Gbit/s	13%	35%	34%	31%	18%	17%	14%	29%	29%	16%	14%	19%
Ravensbourne, via King's College	1Gbit/s	15%	20%	21%	12%	5%	6%	9%	35%	30%	18%	33%	32%
Ravensbourne, via ULCC	1Gbit/s	<0.5%	<0.5%	<0.5%	<0.5%	<0.5%	<0.5%	<0.5%	<0.5%	<0.5%	<0.5%	<0.5%	<0.5%
Redbridge College	1Gbit/s	9%	8%	8%	7%	1%	1%	6%	7%	10%	6%	10%	9%
Redcentric Solutions plc, Services to SEGfL LA's	100Mbit/s	10%	12%	14%	9%	4%	3%	11%	11%	11%	8%	11%	9%
Richmond Adult Community College, Parkshot Centre	1Gbit/s	1%	1%	2%	3%	2%	1%	1%	1%	2%	1%	1%	2%
Richmond upon Thames College, via Telecity Powergate	1Gbit/s	15%	9%	11%	13%	14%	4%	18%	15%	20%	10%	26%	25%
Richmond upon Thames College, via Telehouse West	1Gbit/s	<0.5%	<0.5%	<0.5%	<0.5%	<0.5%	<0.5%	<0.5%	<0.5%	<0.5%	<0.5%	<0.5%	<0.5%

Connection	Current Bandwidth	Mar-16	Apr-16	May-16	Jun-16	Jul-16	Aug-16	Sep-16	Oct-16	Nov-16	Dec-16	Jan-17	Feb-17
RM plc, South East Grid for Learning, via Telety	1Gbit/s	2%	1%	1%	1%	1%	<0.5%	<0.5%	1%	1%	1%	1%	1%
RM plc, South West Grid for Learning Trust, via Telety	1Gbit/s	22%	22%	24%	17%	18%	2%	13%	6%	15%	5%	14%	14%
RM plc, South West Grid for Learning Trust, via Telehouse	1Gbit/s	<0.5%	1%	1%	<0.5%	<0.5%	<0.5%	3%	1%	4%	2%	4%	4%
Roehampton University, Digby Stuart College	2Gbit/s	42%	35%	31%	11%	9%	8%	42%	48%	52%	49%	56%	49%
Roehampton University, Whitelands College	2Gbit/s	<0.5%	<0.5%	<0.5%	<0.5%	<0.5%	<0.5%	<0.5%	<0.5%	<0.5%	<0.5%	<0.5%	12%
Rose Bruford College, via Telety Powergate	100Mbit/s	<0.5%	<0.5%	<0.5%	<0.5%	<0.5%	<0.5%	<0.5%	<0.5%	<0.5%	<0.5%	<0.5%	<0.5%
Rose Bruford College, via Telehouse West	1Gbit/s	1%	1%	1%	1%	1%	1%	1%	1%	4%	2%	20%	18%
Royal Academy of Music, Marylebone Road	1Gbit/s	3%	3%	3%	3%	2%	1%	3%	4%	4%	2%	4%	4%
Royal Academy of Music, York Gate	100Mbit/s	<0.5%	<0.5%	<0.5%	<0.5%	<0.5%	<0.5%	<0.5%	<0.5%	<0.5%	<0.5%	<0.5%	<0.5%
Royal Borough of Kingston upon Thames, Personal & Community Development	100Mbit/s	<0.5%	<0.5%	<0.5%	<0.5%	<0.5%	<0.5%	<0.5%	<0.5%	<0.5%	<0.5%	<0.5%	<0.5%
Royal Brompton Hospital	1Gbit/s									<0.5%	<0.5%	<0.5%	<0.5%
Royal College of Art, Battersea Campus	1Gbit/s	4%	4%	4%	3%	3%	2%	3%	7%	8%	5%	6%	7%
Royal College of Art, Kensington Gore	1Gbit/s	12%	13%	15%	12%	4%	4%	7%	17%	17%	13%	15%	18%
Royal College of Music, via Imperial College	1Gbit/s	19%	21%	29%	3%	2%	2%	3%	3%	4%	2%	3%	4%
Royal College of Music, via Telehouse West	100Mbit/s	<0.5%	<0.5%	<0.5%	<0.5%	<0.5%	<0.5%	<0.5%	<0.5%	<0.5%	<0.5%	<0.5%	<0.5%
Royal Holloway University of London, Datacentre Building (1)	10Gbit/s	17%	14%	16%	10%	6%	6%	15%	17%	19%	16%	17%	21%
Royal Holloway University of London, Datacentre Building (2)	10Gbit/s	9%	17%	29%	63%	35%	20%	32%	61%	21%	14%	27%	10%
Royal Holloway University of London, Egham Hill (1)	10Gbit/s	<0.5%	<0.5%	<0.5%	<0.5%	<0.5%	<0.5%	<0.5%	<0.5%	<0.5%	<0.5%	<0.5%	<0.5%
Royal Holloway University of London, Egham Hill (2)	10Gbit/s	1%	9%	13%	6%	1%	<0.5%	<0.5%	1%	16%	2%	1%	<0.5%
School of Oriental and African Studies, via Kathleen Lonsdale Building	1Gbit/s	5%	5%	4%	3%	3%	3%	3%	6%	6%	4%	5%	6%
School of Oriental and African Studies, via Wolfson House	1Gbit/s	27%	26%	23%	16%	15%	16%	16%	32%	37%	31%	34%	35%
Sir George Monoux College	1Gbit/s	10%	9%	10%	6%	1%	1%	7%	8%	10%	7%	10%	9%
South Thames College, Merton Campus	1Gbit/s	7%	13%	18%	13%	4%	2%	9%	11%	15%	7%	13%	13%
South Thames College, Wandsworth Campus	100Mbit/s	89%	16%	1%	2%	1%	1%	8%	4%	5%	7%	9%	8%
Stanmore College, via Telety Powergate	1Gbit/s	<0.5%	<0.5%	<0.5%	<0.5%	<0.5%	<0.5%	<0.5%	<0.5%	<0.5%	<0.5%	<0.5%	<0.5%
Stanmore College, via ULCC	100Mbit/s	9%	8%	102%	80%	7%	7%	64%	67%	115%	87%	101%	74%
St Charles Catholic Sixth Form College	1Gbit/s	6%	6%	7%	3%	1%	<0.5%	4%	6%	9%	8%	7%	10%
St Dominic's Sixth Form College	1Gbit/s	5%	5%	3%	3%	1%	<0.5%	5%	4%	8%	1%	6%	8%
St Francis Xavier Sixth Form College	1Gbit/s	11%	10%	9%	6%	1%	1%	8%	11%	14%	9%	16%	19%

Connection	Current Bandwidth	Mar-16	Apr-16	May-16	Jun-16	Jul-16	Aug-16	Sep-16	Oct-16	Nov-16	Dec-16	Jan-17	Feb-17
St George's University of London, Cranmer Terrace	1Gbit/s	27%	29%	30%	28%	17%	17%	29%	37%	40%	31%	41%	43%
St George's University of London, Horton Halls	1Gbit/s	<0.5%	<0.5%	<0.5%	<0.5%	<0.5%	<0.5%	<0.5%	<0.5%	<0.5%	<0.5%	<0.5%	<0.5%
St Mary's University, Twickenham, via Imperial College	1Gbit/s	5%	5%	4%	5%	6%	4%	4%	5%	6%	4%	5%	5%
St Mary's University, Twickenham, via ULCC	100Mbit/s	<0.5%	<0.5%	<0.5%	<0.5%	<0.5%	<0.5%	<0.5%	<0.5%	<0.5%	<0.5%	<0.5%	<0.5%
Surrey County Council, Interconnect	10Gbit/s	7%	7%	8%	8%	7%	2%	8%	9%	10%	9%	9%	10%
The British Library, St Pancras	1Gbit/s	68%	71%	64%	76%	71%	69%	74%	69%	8%	7%	7%	8%
The British School of Osteopathy, BSO Clinical Centre	1Gbit/s										<0.5%	<0.5%	<0.5%
The British School of Osteopathy, Forough High Street	1Gbit/s									<0.5%	<0.5%	<0.5%	<0.5%
The City Literary Institute, Keeley Street	1Gbit/s	6%	2%	2%	3%	2%	2%	3%	3%	4%	3%	3%	3%
The College of Haringey, Enfield and North East London, Enfield Centre	1Gbit/s	5%	4%	5%	5%	1%	1%	4%	5%	7%	4%	7%	7%
The College of Haringey, Enfield and North East London, Tottenham Centre, Highroad	1Gbit/s	7%	7%	7%	7%	2%	1%	5%	7%	9%	6%	9%	9%
The Conservatoire for Dance and Drama, London Academy of Music and Dramatic Art	1Gbit/s	1%	1%	1%	1%	1%	1%	1%	1%	1%	1%	1%	1%
The Conservatoire for Dance and Drama, London Contemporary Dance School	1Gbit/s	2%	1%	1%	1%	1%	1%	1%	1%	2%	1%	3%	4%
The Francis Crick Institute Limited, Brill Place, via London PG	10Gbit/s	<0.5%	<0.5%	<0.5%	<0.5%	5%	9%	7%	7%	6%	6%	6%	9%
The Francis Crick Institute Limited, Brill Place, via Telehouse West	10Gbit/s	<0.5%	<0.5%	<0.5%	<0.5%	<0.5%	1%	1%	<0.5%	<0.5%	<0.5%	<0.5%	<0.5%
The Francis Crick Institute Limited, Cancer Research UK: London Research Institute	100Mbit/s	78%	102%	104%	114%	465%	642%	645%	626%	491%	542%	542%	544%
The Francis Crick Institute Limited, National Institute for Medical Research, via Imperial College	1Gbit/s	8%	13%	10%	9%	46%	68%	23%	11%	7%	9%	1%	1%
The Francis Crick Institute Limited, National Institute for Medical Research, via Telecity Powergate	1Gbit/s	<0.5%	<0.5%	<0.5%	<0.5%	<0.5%	<0.5%	<0.5%	<0.5%	<0.5%	<0.5%	<0.5%	<0.5%
The Institute of Cancer Research: Royal Cancer Hospital, via Telecity Powergate	10Gbit/s	1%	1%	4%	1%	<0.5%	1%	<0.5%	1%	<0.5%	<0.5%	<0.5%	1%
The Institute of Cancer Research: Royal Cancer Hospital, via ULCC	10Gbit/s	2%	2%	1%	1%	1%	1%	1%	1%	1%	1%	1%	1%
The London Institute of Banking & Finance, London Campus	40Mbit/s	33%	37%	33%	34%	38%	31%	45%	48%	48%	37%	35%	45%
The National Centre for Young People with Epilepsy	100Mbit/s												85%
The Open University, Camden	100Mbit/s	10%	11%	8%	10%	9%	8%	9%	9%	10%	8%	8%	2%

Connection	Current Bandwidth	Mar-16	Apr-16	May-16	Jun-16	Jul-16	Aug-16	Sep-16	Oct-16	Nov-16	Dec-16	Jan-17	Feb-17
The Quality Assurance Agency for Higher Education, Carlton House Terrace	50Mbit/s	<0.5%	<0.5%	<0.5%	<0.5%	<0.5%	<0.5%	<0.5%	<0.5%	<0.5%	<0.5%	<0.5%	<0.5%
The Royal Borough of Kensington and Chelsea, Personal & Community Development	100Mbit/s	<0.5%	1%	1%	1%	1%	1%	1%	1%	1%	1%	1%	1%
The Royal Central School of Speech and Drama	1Gbit/s	4%	3%	5%	4%	2%	2%	2%	4%	4%	2%	4%	5%
The Royal Veterinary College, Camden Campus	1Gbit/s	6%	3%	4%	4%	3%	4%	4%	5%	4%	4%	4%	6%
The Royal Veterinary College, Hawkshead Campus	1Gbit/s	16%	18%	22%	18%	10%	11%	17%	27%	29%	24%	28%	28%
The University of Cumbria, London	100Mbit/s	3%	3%	2%	2%	2%	1%	3%	6%	6%	4%	6%	5%
The University of West London, Ealing, Brentford	1Gbit/s	<0.5%	<0.5%	<0.5%	<0.5%	<0.5%	<0.5%	<0.5%	<0.5%	<0.5%	<0.5%	<0.5%	<0.5%
The University of West London, Ealing, Ealing	1Gbit/s	41%	46%	21%	11%	10%	9%	14%	30%	31%	23%	20%	31%
The WKCIC Group, City and Islington College [1], Centre for Applied Sciences	1Gbit/s	8%	8%	8%	7%	2%	2%	8%	12%	13%	9%	13%	10%
The WKCIC Group, City and Islington College [1], Centre for Health, Social and Child Care	2Gbit/s	6%	6%	7%	6%	2%	2%	5%	8%	11%	7%	9%	9%
The WKCIC Group, Westminster Kingsway College, King's Cross Centre	1Gbit/s	15%	16%	16%	12%	4%	3%	14%	20%	25%	16%	22%	24%
The WKCIC Group, Westminster Kingsway College, Victoria Centre	100Mbit/s	<0.5%	<0.5%	<0.5%	<0.5%	<0.5%	<0.5%	<0.5%	<0.5%	<0.5%	<0.5%	1%	3%
Tower Hamlets College, Arbour Square	1Gbit/s	<0.5%	<0.5%	<0.5%	<0.5%	<0.5%	<0.5%	<0.5%	<0.5%	<0.5%	<0.5%	<0.5%	<0.5%
Tower Hamlets College, Hackney Community College, via Stewart House	100Mbit/s	<0.5%	<0.5%	<0.5%	<0.5%	<0.5%	<0.5%	<0.5%	<0.5%	<0.5%	<0.5%	<0.5%	<0.5%
Tower Hamlets College, Hackney Community College, via Telehouse West	1Gbit/s	14%	13%	15%	14%	8%	7%	14%	15%	18%	12%	17%	17%
Tower Hamlets College, Poplar	1Gbit/s	8%	8%	7%	6%	2%	1%	5%	5%	7%	5%	7%	6%
Tower Hamlets London Borough Council, Personal & Community Development	100Mbit/s	<0.5%	<0.5%	1%	1%	<0.5%	<0.5%	<0.5%	<0.5%	1%	<0.5%	<0.5%	<0.5%
Trinity Laban Conservatoire of Music and Dance, Faculty of Dance	1Gbit/s	6%	5%	7%	3%	5%	4%	3%	3%	4%	2%	4%	4%
Trinity Laban Conservatoire of Music and Dance, Faculty of Music	100Mbit/s	50%	45%	53%	68%	65%	39%	40%	14%	14%	9%	14%	13%
University College London, Kathleen Lonsdale Building	10Gbit/s	49%	47%	47%	43%	39%	37%	40%	56%	59%	50%	62%	62%
University College London, Torrington Place	10Gbit/s	12%	11%	13%	11%	9%	9%	10%	14%	15%	13%	13%	15%
University for the Creative Arts, Data Centre, Link 1	1Gbit/s	3%	4%	7%	10%	8%	8%	11%	8%	9%	7%	10%	7%
University for the Creative Arts, Data Centre, Link 2	1Gbit/s	<0.5%	<0.5%	<0.5%	<0.5%	<0.5%	<0.5%	<0.5%	<0.5%	<0.5%	<0.5%	<0.5%	<0.5%

Connection	Current Bandwidth	Mar-16	Apr-16	May-16	Jun-16	Jul-16	Aug-16	Sep-16	Oct-16	Nov-16	Dec-16	Jan-17	Feb-17
University for the Creative Arts, Epsom Campus [1]	1Gbit/s	7%	7%	3%	2%	2%	2%	5%	8%	9%	4%	7%	8%
University for the Creative Arts, Epsom Campus [2]	1Gbit/s	<0.5%	<0.5%	1%	1%	<0.5%	<0.5%	1%	1%	1%	<0.5%	1%	1%
University of Bath, London	1Gbit/s						<0.5%	<0.5%	<0.5%	<0.5%	<0.5%	<0.5%	<0.5%
University of East London, Docklands Campus	10Gbit/s	3%	2%	2%	1%	1%	1%	2%	3%	4%	3%	3%	3%
University of East London, Stratford Campus	10Gbit/s	2%	2%	1%	1%	1%	1%	1%	2%	2%	2%	1%	2%
University of Essex, Loughton Campus	100Mbit/s	13%	18%	14%	12%	7%	5%	8%	15%	16%	20%	27%	31%
University of Essex, Oakwood Hill Campus	100Mbit/s	<0.5%	<0.5%	<0.5%	<0.5%	<0.5%	<0.5%	<0.5%	<0.5%	<0.5%	<0.5%	<0.5%	<0.5%
University of Greenwich, Avery Hill Campus	10Gbit/s	1%	1%	1%	1%	1%	1%	1%	1%	1%	1%	1%	1%
University of Greenwich, Greenwich Campus	10Gbit/s	4%	4%	3%	2%	2%	2%	3%	5%	6%	4%	4%	6%
University of London, ULCC Data Centre	20Gbit/s	7%	6%	6%	4%	4%	3%	7%	9%	10%	10%	10%	11%
University of Sheffield	10Gbit/s									41%	40%	41%	44%
University of the Arts London, Chelsea College of Art and Design	10Gbit/s	49%	44%	5%	4%	2%	2%	2%	6%	7%	3%	6%	7%
University of the Arts London, London College of Communication	10Gbit/s	35%	29%	38%	27%	22%	20%	2%	5%	6%	3%	5%	6%
University of Warwick, Warwick Business School, via Stewart House	1Gbit/s	<0.5%	<0.5%	<0.5%	<0.5%	<0.5%	<0.5%	<0.5%	<0.5%	<0.5%	<0.5%	<0.5%	<0.5%
University of Warwick, Warwick Business School, via Telehouse West	1Gbit/s	<0.5%	<0.5%	<0.5%	<0.5%	<0.5%	<0.5%	<0.5%	<0.5%	<0.5%	<0.5%	<0.5%	<0.5%
University of Westminster, Cavendish Campus via KLB	2Gbit/s	<0.5%	<0.5%	<0.5%	<0.5%	<0.5%	<0.5%	<0.5%	<0.5%	<0.5%	<0.5%	<0.5%	<0.5%
University of Westminster, Cavendish Campus via Wolfson House	2Gbit/s	49%	33%	31%	18%	16%	15%	21%	60%	65%	45%	37%	60%
University of Westminster, Harrow Campus	2Gbit/s	<0.5%	<0.5%	<0.5%	<0.5%	<0.5%	<0.5%	<0.5%	<0.5%	<0.5%	<0.5%	<0.5%	<0.5%
Uxbridge College, Uxbridge Campus	1Gbit/s	30%	31%	31%	29%	8%	2%	24%	33%	45%	33%	46%	43%
Uxbridge College, Uxbridge Campus, Hayes Campus	100Mbit/s	62%	53%	61%	61%	24%	12%	58%	65%	96%	75%	88%	87%
Waltham Forest College, via Telecity Powergate	1Gbit/s	<0.5%	<0.5%	<0.5%	<0.5%	<0.5%	<0.5%	<0.5%	<0.5%	<0.5%	<0.5%	<0.5%	<0.5%
Waltham Forest College, via Telehouse West	1Gbit/s	9%	8%	11%	8%	2%	1%	6%	7%	9%	4%	10%	11%
Waltham Forest London Borough Council, Personal & Community Development	100Mbit/s	1%	1%	2%	1%	1%	<0.5%	1%	1%	1%	1%	1%	1%
West Berkshire Council	20Mbit/s	<0.5%	<0.5%	<0.5%	<0.5%	<0.5%	<0.5%	<0.5%	<0.5%	<0.5%	<0.5%	<0.5%	<0.5%
Westminster City Council, Personal & Community Development	100Mbit/s	18%	19%	19%	20%	15%	7%	18%	21%	21%	9%	14%	13%
West Suffolk College, via University of Cambridge	300Mbit/s	<0.5%	<0.5%	<0.5%	<0.5%	<0.5%	<0.5%	<0.5%	<0.5%	<0.5%	<0.5%	<0.5%	<0.5%

Connection	Current Bandwidth	Mar-16	Apr-16	May-16	Jun-16	Jul-16	Aug-16	Sep-16	Oct-16	Nov-16	Dec-16	Jan-17	Feb-17
West Thames College, Isleworth Campus	1Gbit/s	11%	10%	12%	8%	1%	2%	7%	10%	11%	10%	11%	11%
West Thames College, Skills & Logistics Centre	1Gbit/s	1%	1%	1%	1%	<0.5%	<0.5%	1%	1%	1%	1%	1%	1%
Woodhouse College	1Gbit/s	6%	3%	4%	3%	1%	<0.5%	6%	6%	8%	7%	7%	8%
Workers' Educational Association, London	100Mbit/s	2%	2%	3%	2%	2%	3%	3%	2%	3%	1%	2%	2%
Working Men's College Corporation	1Gbit/s	3%	2%	2%	2%	2%	2%	2%	2%	2%	2%	1%	1%